

2016-17 MARYLAND WOMEN'S BASKETBALL

2016-17 SCHEDULE

30-2, 15-1 B1G
AP: 4/COACHES: 3

Sun. Nov. 13	UMASS LOWELL	BTN Plus	W, 100-44
Wed. Nov. 16	MARYLAND EASTERN SHORE	BTN Plus	W, 106-61
Fri. Nov. 18	MOUNT ST. MARY'S	BTN Plus	W, 106-42
Sun. Nov. 20	at Niagara	--	W, 96-64

South Point Shootout - Las Vegas, Nev.

Fri. Nov. 25	vs. #23 Arizona State	--	W, 83-42
Sat. Nov. 26	vs. Washington State	--	W, 79-69

ACC/Big Ten Challenge - Louisville, Ky.

Thurs. Dec. 1	at #7 Louisville	ACC Network Extra	W, 78-72
---------------	------------------	-------------------	----------

Sun. Dec. 4	UMBC	BTN	W, 92-42
Tues. Dec. 6	TOWSON	BTN Plus	W, 97-63
Thurs. Dec. 8	SAINT PETER'S	BTN Plus	W, 101-49
Mon. Dec. 12	at Loyola	--	W, 79-60
Wed. Dec. 21	at Duquesne	--	W, 77-57
Thurs. Dec. 29	#1 CONNECTICUT	ESPN2	L, 81-87

Sun. Jan. 1	at Minnesota*	BTN Plus	W, 83-72
Wed. Jan. 4	at Nebraska*	BTN Plus	W, 93-49
Sat. Jan. 7	NORTHWESTERN*	BTN	W, 96-65
Wed. Jan. 11	PENN STATE*	BTN Plus	W, 89-83
Sat. Jan. 14	at Iowa*	BTN	W, 98-82
Thurs. Jan. 19	MICHIGAN*	BTN	W, 83-70
Sun. Jan. 22	RUTGERS*	ESPN2	W, 80-71
Thurs. Jan. 26	at Illinois*	BTN Plus	W, 94-49
Sun. Jan. 29	IOWA*	ESPN2	W, 100-81
Thurs. Feb. 2	at Purdue*	BTN	W, 85-70
Sun. Feb. 5	at Indiana*	ESPN2	W, 92-56
Thurs. Feb. 9	ILLINOIS*	BTN Plus	W, 84-59
Sun. Feb. 12	at Michigan State*	ESPN2	W, 89-72
Wed. Feb. 15	WISCONSIN*	BTN Plus	W, 89-40
Mon. Feb. 20	at #12 Ohio State*	ESPN2	L, 87-98
Sun. Feb. 26	MINNESOTA*	BTN	W, 93-60

Big Ten Tournament - Indianapolis, Ind.

Fri. March 3	vs. Minnesota	BTN	W, 92-80
Sat. March 4	vs. Michigan State	BTN	W, 100-89
Sun. March 5	vs. Purdue	ESPN2	W, 74-64

NCAA First and Second Rounds - College Park, Md.

March 17	BUCKNELL	ESPN2	12:00
March 19	#22 WEST VIRGINIA/ELON	TBA	TBA

March 24-27 NCAA Regionals (TBA)
Mar. 31-Apr. 2 NCAA Final Four (Dallas, Texas)
*B1G game • All times eastern

MEDIA RELATIONS

Assistant Director:	Rose DiPaula (Maryland '09)
Office	301-314-7063
Cell	443-417-5266
Email	rdipaula@umd.edu
Twitter	@dipaularose
Website	www.umterps.com
Facebook	facebook.com/MarylandWBB
Twitter	@umdwbbs
Frese Twitter	@BrendaFrese

NOTES

NCAA FIRST ROUND #3 MARYLAND VS. #14 BUCKNELL

Friday, March 17, 2017 • 12:00 p.m. ET
Game #33 • Home Game #16
XFINITY Center • College Park, Md.
ESPN2



STORYLINE

• No. 4/3 Maryland (30-2) is the No. 3 seed in the Bridgeport Regional of the NCAA Tournament. The Terps earned their seventh straight NCAA Tournament bid and 13th in Brenda Frese's 15 years at Maryland.

• This marks Maryland's 25th appearance in the NCAA Tournament. The Terrapins are 42-23 (.646) all-time in the NCAA Tournament and 30-11 (.732) under Frese. She's led the Terrapins to seven Sweet Sixteens, six Elite Eights, three Final Fours and the 2006 NCAA title.

• Maryland will play the Patriot League champion and 14th-seeded Bucknell (27-5) Friday at noon at the XFINITY Center. The Terrapins beat Bucknell, 95-52, on Nov. 29, 1985 in College Park in their only meeting.

• Seniors Brionna Jones and Shatori Walker-Kimbrough were unanimous All-Big Ten First Team selection, both earning the honor for the third straight year. They were both named to the All-Big Ten Defensive Team. Destiny Slocum was named Big Ten Freshman of the Year and to the All-Big Ten Second Team. Kaila Charles earned All-Big Ten Freshman Team honors and Kristen Confroy earned a Sportsmanship Award.

• Walker-Kimbrough is No. 4 on Maryland's all-time scoring list with 2,093 career points, recently surpassing Kristi Toliver (2,078). Walker-Kimbrough's career three-point percentage of 45.8 percent is currently the best in Maryland history, ahead of Toliver's 40.8 percent, and is a Big Ten record. She has made 181 three-pointers in her career, which is No. 2 in Maryland history. Jones is leading the country in field goal percentage (.698) for the second straight year. Her career average of 65 percent is a Big Ten record currently. Jones is No. 3 on Maryland's rebounding list with 1,173 career boards. She is No. 8 on Maryland's scoring list with 1,865 points. Slocum has set Maryland freshman records for threes made and assists this season. (*more page 27*)

• Jones is leading the country in field goal percentage (.698) for the second straight year. The Terrapins lead the country in scoring (89.9) and are No. 2 in field goal percentage (.509) and rebounding margin (+14.9). They are third in scoring margin (+25.4) and fourth in assists (20.2). In Big Ten play, Slocum led the league in assists with 7.5 per game and Jones led in rebounding (11.4). (*more on page 7*)

• Jones and Walker-Kimbrough were two of 14 players in the country named to the Wooden Award National Ballot and two of 10 named ESPNW All-Americans. Jones is one of 10 semifinalists for the Naismith Trophy.

2016-17 TERRAPINS

No.	Player	Pos	Ht	Yr	Hometown	PPG	RPG	Other
0	Aja Ellison	F	6-3	Jr.	Voorhees, N.J.	--	--	Will redshirt 2016-17 season
1	Ieshia Small	G	6-0	R-Jr.	Miami, Fla.	5.3	2.2*	McDonald's All-American; Baylor transfer
2	Kiara Leslie	G	6-0	Jr.	Holly Springs, N.C.	--	--	Will redshirt 2016-17 season
3	Kaila Charles	G	6-1	Fr.	Glenn Dale, Md.	10.1	5.6	All-Big Ten Freshman Team
5	Destiny Slocum	G	5-7	Fr.	Meridian, Idaho	11.5	6.0*	Big Ten Freshman of the Year
12	Kristen Confroy	G	5-9	Jr.	Solon, Ohio	5.1	3.9	CoSIDA Academic All-District honoree
14	Jenna Staiti	C	6-6	Fr.	Cumming, Ga.	3.2	2.1	Gatorade State Player of the Year
15	Kiah Gillespie	F	6-2	So.	Meriden, Conn.	4.1	2.8	2015 McDonald's All-American
20	Eleanna Christinaki	G/F	6-0	So.	Athens, Greece	17.6	4.7	Statistics are 2016-17 stats at Florida
21	Sarah Myers	G	6-0	Fr.	Cumming, Ga.	1.5	1.2	Averaged 20.5 points in her career
22	Blair Watson	G	6-0	Fr.	Nutley, N.J.	3.1	2.3	2016 McDonald's All-American
24	Stephanie Jones	F	6-2	Fr.	Havre de Grace, Md.	3.9	1.9	Averaged 28.4 points, 12 rebs as a senior
32	Shatori Walker-Kimbrough	G	5-11	Sr.	Aliquippa, Pa.	18.6	3.8	All-Big Ten Team; Wooden, Naismith Lists
34	Brianna Fraser	C	6-3	So.	Brooklyn, N.Y.	6.2	3.8	2015 McDonald's All-American
42	Brionna Jones	C	6-3	Sr.	Havre de Grace, Md.	19.8	10.8	All-Big Ten Team; Wooden, Naismith Lists

*assists per game

2016-17 Maryland Women's Basketball

► 2016-17 SEASON OUTLOOK

COLLEGE PARK, Md. - The 2015-16 Terrapins enjoyed the experience of veteran leadership, led by a pair of juniors with Final Four experience and four stellar seniors with success on and off the court.

A year later, the Terps enter a season with seven new faces to the lineup and endless possibilities with how the season may unfold.

"This is going to be an exciting season for our program," head coach Brenda Frese said. "We have some very good returning players who have worked very hard and helped us maintain a high standard. It's kind of hard to believe that this will be the senior seasons for Brionna and Shatori. It seems like just yesterday they were finishing up high school and entering Maryland. I'm tremendously proud of both of them, because they have truly earned everything they've achieved. They've also been very loyal to our program. I want them to go out in a great way. To do that, we're going to have to help other players grow and be able to step up. That includes what we think is a terrific freshman class that has a lot of potential. Our schedule is such that we'll be tested and have lots of great opportunities to keep getting better."

Heading into this season, Maryland fans will see two mainstays in the Terrapins' lineup in All-Big Ten honorees and All-Americans Brionna Jones and Shatori Walker-Kimbrough. They led the Big Ten champion Terps in scoring and rebounding last season and will look to continue.

Thanks to generous donations and supporters of the program, the Terrapins traveled to Italy for an eight-day tour in August. They experienced the culture, the history and so much more of a once-in-a-lifetime trip. They also played

two games while in Italy – one against a German professional team named TK Hannover and one against a team in the Italian National Team system. Against TK Hannover, the Terrapins lost by two in a physical matchup in Tuscany. Against the Italian Select Team, the Terps won by more than 40 points with many young players contributing.

Because of the Italian trip, Maryland was able to practice 10 times over the summer to prepare for the matchups. This was extremely valuable with helping the new players learn the Terps' sets, terminology and overall chemistry.

"I don't think we can really explain how much the Italy trip helped us for this year," Frese said. "First off, from the generosity of our donors in helping us give our players and staff an experience like this...it's just amazing. Then, the 10 practices were absolutely invaluable with getting all of our players up to date with learning our system. We are light years ahead of where we should be before the season starts. The experience in Italy helped us all come together and really grow true team chemistry. That is so important to us."

New Faces

The Terrapins welcome the No. 1 recruiting class in the country with six stellar freshmen including Kaila Charles, Stephanie Jones, Sarah Myers, Destiny Slocum, Jenna Staiti and Blair Watson.

"The biggest compliment I can give is that these freshmen aren't acting like freshmen," Frese said. "The 10 extra practices this summer helped tremendously, but they are all mature, hard-workers and are so driven."

All six were named McDonald's All-American nominees and Charles, Slocum and Watson were all named McDonald's All-Americans. As a class, they racked up countless state championships, player of the year honors, scoring records

2016-17 MARYLAND WOMEN'S BASKETBALL ROSTER

No.	Player	Class.	Pos.	Ht.	Hometown/High School
0	Aja Ellison	Jr.	F	6-3	Voorhees, N.J./Life Center Academy
1	Ieshia Small	R-Jr.	G	6-0	Miami, Fla./Florida State University HS (Baylor)
2	Kiara Leslie	Jr.	G	6-0	Holly Springs, N.C./Holly Springs HS
3	Kaila Charles	Fr.	G	6-1	Glenn Dale, Md./Riverdale Baptist
5	Destiny Slocum	Fr.	G	5-7	Meridian, Idaho/Mountain View HS
12	Kristen Confroy	Jr.	G	5-9	Solon, Ohio/Solon HS
14	Jenna Staiti	Fr.	C	6-6	Cumming, Ga./West Forsyth HS
15	Kiah Gillespie	So.	F	6-2	Meriden, Conn./Capital Prep Magnet
20	Eleanna Christinaki	So.	G/F	6-0	Athens, Greece/Moraitis School (Florida)
21	Sarah Myers	Fr.	G	6-0	Cumming, Ga./South Forsyth HS
22	Blair Watson	Fr.	G	6-0	Nutley, N.J./Nutley HS
24	Stephanie Jones	Fr.	F	6-2	Havre de Grace, Md./Aberdeen HS
32	Shatori Walker-Kimbrough	Sr.	G	5-11	Aliquippa, Pa./Hopewell HS
34	Brianna Fraser	So.	F	6-3	Brooklyn, N.Y./South Shore HS
42	Brionna Jones	Sr.	C	6-3	Havre de Grace, Md./Aberdeen HS

Brenda Frese	Head Coach – 15th Year (Arizona '93)...458-140 in 18 seasons overall
Shay Robinson	Assistant Coach - 3rd Year (Central Florida '07)
Bett Shelby	Assistant Coach - 2nd Year (Greensboro College '06)
Terry Nooner	Assistant Coach - 2nd Year (Kansas '00)

Libby Ellis	Director of Basketball Operations - 4th Year (Maryland '12)
Danielle Hemerka	Director of Scouting and Player Development - 3rd Year (Davidson '08)
Joe Glowacki	Director of Recruiting Operations - 1st Year (Maryland '16)
Anjalé Barrett	Director of Player Personnel and Recruiting Operations - 1st Year (Maryland '12)
Sean Ehlbeck	Director of Video - 1st Year (Maryland '15)
Megan Rogers	Assistant A.D. - Sports Medicine - 5th Year (SUNY Cortland '03)
Lanie Deppe	Assistant Director of Basketball Performance - 1st Year (Indiana '07)
Rose DiPaula	Assistant Director of Media Relations - 7th Year (Maryland '09)
Kayley McInerney	Academic Counselor - 1st Year (Michigan '11)
Jen Elkonoh	Program Manager - 13th Year (York College)

QUICK FACTS

Location: College Park, Md.
Conference: Big Ten
Enrollment: 37,631
Founded: 1856
Colors: Red, White, Black, Gold
Nickname: Terrapins, Terps
Arena (Capacity): XFINITY Center (17,950)
President: Dr. Wallace Loh (Grinnell College '65)
Athletics Director: Kevin Anderson (San Francisco State '79)
2015-16 Overall Record: 31-4
2015-16 Conference Record: 16-2 (1st)

BASKETBALL HISTORY

First Year of Basketball: 1971-72 (45 years)
Overall Record: 944-413 (.696)
Big Ten Record: 49-3 (.942)
NCAA Tournament Appearances/Last: 25/2017
National Championships: 1 (2006)
Final Fours: 5 NCAA - 1982, 1989, 2006, 2014, 2015; 1 AIAW - 1978
Elite Eights: 10 NCAA - 1982, 1988, 1989, 1992, 2006, 2008, 2009, 2012, 2014, 2015; 4 AIAW - 1978, 1979, 1980, 1981
Sweet Sixteens: 12 NCAA - 1982, 1983, 1988, 1989, 1989, 1992, 2006, 2008, 2009, 2012, 2013, 2014, 2015; 4 AIAW - 1978, 1979, 1980, 1981
Conference Tourney Championships: 13 (1978, 1979, 1981, 1982, 1983, 1986, 1988, 1989, 2009, 2012, 2015, 2016, 2017)
Conference Reg. Season Championships: 6 (1979, 1989, 2009, 2015, 2016, 2017)
<i>Played in the ACC from 1978-2014; Big Ten from 2015-pres.</i>

PRONUNCIATION GUIDE

0	AJA Ellison	Asia
1	IESHIA Small	eye-EEE-sha
2	KIARA Leslie	kee-AIR-ah
3	KAILA Charles	KY-lah
14	JENNA STAITI	STATE-ee
15	KIAH GILLESPIE	KY-ah gill-ES-pee
32	SHATORI WALKER-KIMBROUGH	kim-BRO
34	BRIANNA FRASER	bri-ANNE-ah Frazier
42	BRIONNA Jones	bri-AHN-ah
	Eleanna Christinaki	ell-ee-ON-ah kris-tin-OCK-ee
	Brenda Frese	FREEZE

and more, bringing their winning pedigree to College Park.

Point Guards

The Terrapins played two senior point guards last year, so this year's point guard situation will be filled with youth and newness to the lineup.

"One thing is for sure- our point guards are going to look very different than they did last season," Frese said. "This is a different group, with different attributes and there's potentially three players that can fill the role. We're going to be able to present a few different looks and each of them brings something different. I think you start with our freshman, Destiny Slocum. She's built for the position. She has certain intangibles that any coach would want at the most critical position."

"Ieshia Small will see the floor for the first time in a while after transferring to us. She is a very powerful player and will give us a big option at the position. And another freshman, Sarah Myers has been a leader since the first day she stepped on campus. She's been really well taught as a player, which is a big advantage."

Wings

Maryland has one of the most dangerous wings in the country in Shatori Walker-Kimbrough. The senior All-Big Ten honoree led the nation and set a league record last year with her three-point field goal percentage of 54.5 percent. Junior Kristen Confroy burst onto the scene, as she was No. 2 in the league in three-point percentage (.408).

"We have a nice group to work with on our wings, including our returning starters Shatori Walker-Kimbrough and Kristen Confroy," Frese said. "It's comforting as a coach to know I have players that have been through it and delivered for us."

"We have greater depth this year on the perimeter and I think you'll see that as the season unfolds. Some of our freshmen can play multiple positions and we'll see what works best. They've really been pushing the upperclassmen on a daily basis, which is a really positive sign. They have a chance to be very good players for this program for years to come."

Front Court

The Terps' biggest strength the last few years has been dominating inside - on the glass and scoring in the paint. They led the Big Ten in field goal percentage and dominated the glass more than any other team in the country, leading the nation with their +15.0 margin on the boards. Brionna Jones led the country with her field goal percentage of 66.5 percent.

Now as a senior, Jones will continue to be the Terrapins' interior anchor.

"You start with Brionna Jones when you talk about our front court. She's been pretty reliable for us for three seasons and probably out-produced a lot of players that were more highly regarded. Part of my job this year is to challenge her to keep pushing her game to new levels and not let her get comfortable."

"Who's going to line up next to Bri is one of the questions we'll be trying to answer. Both Kiah Gillespie and Bri Fraser give us good options and have shown us glimpses of what they can do. Potentially they can complement Bri Jones pretty well. We may also go four guards at some times, depending on what match-ups we see, so this is an area to keep an eye on."

"We're excited about the potential of our freshman, Jenna Staiti. This season is a great opportunity for her to learn from a great player in Bri Jones and to grow into what we think will be a great college player. Just Jenna's size alone is something we want to find a way to use to help us."

Staff

After a year of staff changes, the Terrapins will enjoy limited staff changes heading into the 2016-17 season. Assistant coach Shay Robinson will enter his third season in College Park and Bett Shelby and Terry Nooner return for year two.

Frese does welcome four new members to the staff in assistant director of basketball performance Lanie Deppe, director of video Sean Ehlbeck, director of recruiting operations Joe Glowacki and Director of Player Personnel Anjalé

Barrett. Three of the four are Maryland alums and returners to Frese's program.

"Relatively speaking, this was a fairly quiet offseason for staff hirings," Frese said. "One addition that has been tremendous for us is our basketball performance coach Lanie Deppe. She's everything I want in the position in terms of her passion, her intelligence and her communication. Our players have really benefitted from her pushing them and challenging them. She's got us ready to go."

"We also welcomed back Sean Ehlbeck to take over our video position. Sean was a practice player for us when he was a student at Maryland and an entry level staffer when he graduated. If you've noticed a lot of great videos coming out of our social media- that's Sean's work. He's been great and has an eye for it."

"Joe Glowacki was a tireless, loyal hard worker for us as a manager for four years. We are thrilled to officially have him on staff. We also welcome Anjalé Barrett back to Maryland. I am thrilled that she wants to get into coaching and even more excited we can help her here."

M SeriesINFO

The Series

- This is Maryland's 25th appearance in the NCAA Tournament. Maryland is 42-23 (.646) all-time in the NCAA Tournament.
- Last year, the No. 2-seed Terps beat Iona, 74-58, in the First Round in College Park, then fell to seventh-seeded Washington, 74-65, in the Second Round.
- Brenda Frese is 31-12 (.721) in NCAA Tournament games and 30-11 (.732) in NCAA games at Maryland.
- Frese has led the Terrapins to 13 NCAA Tournament appearances, including seven Sweet Sixteens, six Elite Eights, three Final Fours, and the 2006 national championship.
- The Terrapins beat Bucknell, 95-52, on Nov. 29, 1985 in College Park in their only meeting.

Last 5 vs. Bucknell

Maryland leads, 1-0

11/29/85	H		W	95-52
----------	---	--	---	-------

Series Quick Facts...

Overall:	42-23
Frese in NCAA Tournament games:	31-12
At Maryland:	30-11
Record in College Park:	21-4
Record in XFINITY Center	15-3
First Appearance:	MD 82, Stanford 48 (3/14/82)
Last Appearance:	Washington 74, MD 65 (3/21/16)
Record in First Round:	13-3
Record in Second Round:	12-9
Record in Sweet 16:	10-2
Record in Elite 8:	5-5
Record in Final Four	1-4
Record in Championship game	1-0
In overtime:	2-0

Stats Comparison

Maryland		Bucknell
89.9	Scoring Offense	67.6
64.4	Scoring Defense	57.7
+25.4	Scoring Margin	+9.9
.509	Field Goal %	.442
.393	FG% Defense	.360
.373	3-point FG%	.343
.333	3-point FG% Defense	.296
.711	Free Throw %	.757
45.2	Rebound Avg.	39.7
30.3	Rebounds Against Avg.	31.8
+14.9	Rebound Margin	+7.9
20.2	Assists/Game	13.4
14.9	Turnovers/Game	15.8
18.1	Turnovers Forced/Game	11.9
+3.2	Turnover Margin	-3.9
4.9	Blocked Shots/Game	3.9
10.8	Steals/Game	5.3

Storylines

- No. 4/3 Maryland (30-2) is the No. 3 seed in the Bridgeport Regional of the NCAA Tournament. The Terps earned their seventh straight NCAA Tournament bid and 13th in Brenda Frese's 15 years at Maryland.
- This marks Maryland's 25th appearance in the NCAA Tournament. The Terrapins are 42-23 (.646) all-time in the NCAA Tournament and 30-11 (.732) under Frese. She's led the Terrapins to seven Sweet Sixteens, six Elite Eights, three Final Fours and the 2006 NCAA title.
- Maryland will play the Patriot League champion and 14th-seeded Bucknell (27-5) Friday at noon at the XFINITY Center. The Terrapins beat Bucknell, 95-52, on Nov. 29, 1985 in College Park in their only meeting.
- Seniors Brionna Jones and Shatori Walker-Kimbrough were unanimous All-Big Ten First Team selection, both earning the honor for the third straight year. They were both named to the All-Big Ten Defensive Team. Destiny Slocum was named Big Ten Freshman of the Year and to the All-Big Ten Second Team. Kaila Charles earned All-Big Ten Freshman Team honors and Kristen Confroy earned a Sportsmanship Award.
- Jones is leading the country in field goal percentage (.698) for the second straight year. The Terrapins lead the country in scoring (89.9) and are No. 2 in field goal percentage (.509) and rebounding margin (+14.9). They are third in scoring margin (+25.4) and fourth in assists (20.2). In Big Ten play, Slocum led the league in assists with 7.5 per game and Jones led in rebounding (11.4). *(more on page 7)*
- Jones and Walker-Kimbrough were two of 14 players in the country named to the Wooden Award National Ballot and two of 10 named ESPNW All-Americans. Jones is one of 10 semifinalists for the Naismith Trophy.
- The jerseys of Jones and Walker-Kimbrough were honored in the rafters of the XFINITY Center immediately after the Senior Day game on Feb. 26. They've led the Terrapins to two Final Fours, three conference tournament titles and three conference regular season crowns. They have earned a record of 123-16 (.885) overall and a record of 64-5 (.928) at home at the XFINITY Center.
- Jones and Walker-Kimbrough were both named to ESPNW's list of the Top 25 players in the country. Jones came in at No. 16 and Walker-Kimbrough was No. 4.
- Jones and Walker-Kimbrough are two of 10 finalists for the Senior CLASS Award, which celebrates student-athletes with notable achievements in four areas of excellence: community, classroom, character and competition. They were also named to the Wooden Award National Ballot.
- Jones was named one of 10 semifinalists for the Naismith Women's College Player of the Year award and Frese was named a semifinalist for the Werner Ladder Naismith Women's Coach of the Year award.
- The Terrapins were picked to win the Big Ten by both the league's head coaches and media panel. Brionna Jones and Shatori Walker-Kimbrough were also named to the Preseason All-Big Ten Team.
- The Terps have earned a record of 58-3 in Big Ten play, including their nine wins in the Big Ten Tournament. They are 70-7 (.909) against Big Ten opponents in the 15 years under Brenda Frese. Maryland is 30-3 (.909) against Big Ten teams at home in XFINITY Center. All are under Frese.
- Maryland welcomes the No. 1 freshman class in the country this season in Kaila Charles, Stephanie Jones, Sarah Myers, Destiny Slocum, Jenna Staiti and Blair Watson. All six were McDonald's All-

American nominees and Charles, Slocum and Watson were named McDonald's All-Americans.

- Last year, the Terrapins led all teams - men's and women's - in the country in rebounding margin (+15.0).
 - Six Terrapins were named All-Big Ten Academic honorees - Kristen Confroy, Malina Howard, Brionna Jones, Kiara Leslie, Chloe Pavlech and Tierney Pffirman.
 - Jones and Walker-Kimbrough were two of 14 players in the country named to the Wooden Award Final Ballot. Walker-Kimbrough was one of 10 semifinalists for the Naismith Trophy. Both of them were named to the Wade Watch List and Walker-Kimbrough was named a Third Team All-American by espnW.
 - Walker-Kimbrough scored 681 points last year, which is more than any other Terrapin has scored in their junior season. She was just shy of the program's single-season points record, which is 686 by Vicky Bullett in the 1988-89 season.
 - Maryland ended the 2015-16 season ranked No. 5 in the final Associated Press poll (released March 14) and No. 9 in the final USA Today Top 25 Coaches poll. (released April 6).
 - Brenda Frese signed a multi-year extension in November 2014 which will keep her at Maryland through at least 2021. With rollovers, she could be on the Maryland sidelines through 2025. She's brought the program its first national championship, three Final Fours, six Elite Eights and 12 NCAA Tournament appearances in her 14 postseasons. Frese has also brought in 13 top 15 recruiting classes and brought home seven conference titles.
 - The Terps are again one of the nation's tallest teams with their average height at over 6-0 tall. Eleven of the team's 14 players are over the 6-0 mark.
- ### Milestones, Streaks, etc.
- Brionna Jones is No. 2 in the Maryland record books in career field goal percentage (.650), which is behind only Crystal Langhorne (.662).
 - Walker-Kimbrough is No. 4 on Maryland's all-time scoring list with 2,093 career points, recently surpassing Kristi Toliver (2,078). Walker-Kimbrough's career three-point percentage of 45.8 percent is currently the best in Maryland history, ahead of Toliver's 40.8 percent, and is a Big Ten record. She has made 181 three-pointers in her career, which is No. 2 in Maryland history. Jones is leading the country in field goal percentage (.698) for the second straight year. Her career average of 65 percent is a Big Ten record currently. Jones is No. 3 on Maryland's rebounding list with 1,173 career boards. She is No. 8 on Maryland's scoring list with 1,865 points. Slocum has set Maryland freshman records for threes made and assists this season. *(more page 27)*
 - Walker-Kimbrough has scored in double figures in 64 of the last 67 games, dating back to the beginning of last season. Brionna Jones has hit double figures in the last 31 straight games, every game but the season opener this year.
 - Walker-Kimbrough and Jones have played in 139 straight games, every game of their careers. The Maryland record is 144 career games played by Marissa Coleman (2006-09).
 - Jones led the country in FG percentage (66.5%) last season and was just behind the Big Ten single-season record of 67.0% by Iowa's Cathy Marx in 1992. Her career field goal percentage of 65.0% is above the Big Ten record of 60.8%, set by Purdue's Camille Cooper in 2001. Walker-Kimbrough led the country in three-point FG percentage (54.5%). She is

2016-17 Maryland Women's Basketball

broke the Big Ten single-season record of 49.5% set by Iowa's Kristi Smith in 2007. Her career three-point percentage of 45.8% is above the Big Ten record of 42.8%, set by Ohio State's Brittany Johnson in 2011.

Pound It Inside

- So far this season, the Terps have beaten their opponents in the paint, 1,497-866 (46.8-27.1).
- They have scored 40 points in the paint in 23 out of 32 games so far with a season-high 72 vs. Maryland Eastern Shore on Nov. 16 and Saint Peter's on Dec. 8.
- Through 35 games last year, the Terrapins beat their opponents inside, 1,262-838 (36.1 to 23.9).
- They scored 40 points in the paint in 17 of 35 games last season, including a season-high 56 vs. Minnesota on Feb. 28.
- The Terps scored 40 or more points inside in 2015-16 in 10 out of 37 games. They scored a season-high 54 points in the paint vs. Wagner and at Coppin State. They outscored their opponents inside, 1,276-1,010 (34.5 to 27.3).

Total Team Effort

- The Terps have had at least four players in double figures in 17 out of 33 games this season.
- Maryland's bench has outscored opponents' benches, 808-484 (25.3-15.1).
- Maryland had at least five players in double figures in seven of 35 games last year, including six in double figures twice.
- The Terps' bench outscored opponents' benches, 1,099-429 (31.4 to 12.3) through 35 games.
- Last year, Maryland's bench outscored opponents' benches 748-437 (20.2 to 11.8) through 37 games.

Glass Cleaners

- The Terps are one of the most dominant rebounding teams in the country, just as they have been the last few years. They've led their conference in rebounding margin the last six years straight - since the 2009-10 season.
- So far this season, the Terps have outrebounded opponents 1,445-969 (45.2-30.3), for a rebounding margin of +14.9, which is second in the country.

• In 2015-16, the Terrapins led in the country with their rebounding margin of +15.5. This led all teams - men's and women's.

• In 2014-15, they outrebounded their opponents, 1,561-1,170 for a margin of +10.6, which led the Big Ten and was seventh in the NCAA.

Terps in the Polls

Maryland is one of the most consistent winning programs in the country. The Terrapins have been ranked in 129 straight Associated Press polls, dating back to the preseason poll of the 2010-11 season.

- Maryland has been ranked for 188 weeks in the last 12 seasons, with 164 of those weeks in the AP top 10 and 82 in the AP top 5.
- The Terrapins have been in the AP Top 10 for 45 straight polls - dating back to Jan. 12, 2015.
- The Terps last appeared as high as No. 2 in the AP poll when they were No. 1 on Jan. 8, 2007.
- Brenda Frese has had a team ranked in 226 weeks in her career.

Terps vs. Ranked Teams Under Frese

Since Brenda Frese took over in 2002-03, Maryland has 65 wins over Associated Press top 25 teams, including 11 in the 2014-15 season, which set a new school record.

- Most recently, the Terrapins won at No. 7 Louisville, 78-72, on Dec. 1.
- In 2014-15, the Terps won at No. 12 Nebraska, 75-47, on Jan. 3, at No. 23 Minnesota, 77-73, on Jan. 11, at No. 22 Rutgers, 71-59, on Jan. 15, vs. No. 20 Iowa, 93-88, on Feb. 1, vs. No. 19 Nebraska, 59-47, on Feb. 8, at No. 25 Northwestern, 69-48, on March 1, over Northwestern again, 74-63, on March 7, against No. 13 Princeton in the NCAA Second Round and over No. 16 Duke, 65-55, in the NCAA Sweet Sixteen. Most recently, Maryland beat No. 6 Tennessee, 58-48, in the Elite Eight on March 30.
- The Terps won 10 games over ranked teams in the 2005-06 season, including six over top 10 opponents and four over top five teams.
- Under Frese, Maryland has 22 wins over AP top 10 teams, most recently a 78-72 win at No. 7 Louisville

Associated Press Top 25 - (March 13)

Rk	Team	Rec	Pts	Prev
1.	Connecticut (33)	32-0	825	1
2.	Notre Dame	30-3	787	3
3.	South Carolina	27-4	729	4
4.	MARYLAND*	30-2	725	5
5.	Baylor	30-3	719	2
6.	Stanford	28-5	649	6
7.	Mississippi State	29-4	619	7
8.	Oregon State	29-4	593	8
9.	Duke	27-5	525	9
10.	Florida State	25-6	498	10
11.	Ohio State*	26-6	485	11
12.	Washington	27-5	473	12
13.	Louisville	27-7	439	13
14.	Texas	23-8	408	14
15.	UCLA	23-8	365	15
16.	Miami (FL)	23-8	353	16
17.	NC State	22-8	267	18
18.	Kentucky	21-10	230	19
19.	DePaul	26-7	193	17
20.	Drake	28-4	186	20
21.	Syracuse	21-10	149	21
22.	West Virginia	23-10	131	NR
23.	Oklahoma	22-9	126	22
24.	Kansas State	22-10	59	24
25.	Missouri	21-10	47	25

Others receiving votes: Marquette 34, Creighton 32, Belmont University 23, South Florida 14, Temple 13, Texas A&M 6, Purdue* 5, Green Bay 5, Dayton 4, Little Rock 3, Tennessee 3, Western Kentucky 2, Arizona State 1

USA Today Coaches Top 25 - (March 13)

Rk	Team	Rec	Pts	Prev
1.	Connecticut (32)	32-0	800	1
2.	Notre Dame	30-3	763	2
3.	MARYLAND*	30-2	736	3
4.	South Carolina	27-4	696	4
5.	Baylor	30-3	671	5
6.	Stanford	28-5	632	6
7.	Mississippi State	29-4	601	7
8.	Oregon State	29-4	587	8
9.	Duke	27-5	530	9
10.	Ohio State*	26-6	486	10
11.	Washington	27-5	472	11
12.	Louisville	27-7	454	12
13.	Florida State	25-6	415	13
14.	UCLA	23-8	376	14
15.	Texas	23-8	358	15
16.	Miami (FL)	23-8	314	16
17.	NC State	22-8	273	18
18.	Drake	28-4	220	19
19.	DePaul	26-7	209	17
20.	Oklahoma	22-9	148	20
21.	West Virginia	23-10	144	22
22.	Syracuse	21-10	142	21
23.	Temple	24-7	101	22
24.	Kentucky	21-10	73	24
25.	Marquette	25-7	57	NR

Others receiving votes: South Florida 54, Creighton 19, Missouri 16, Tennessee 10, Kansas State 9, Arizona State 9, Michigan* 7, Virginia 5, Indiana* 4, Elon 4, Little Rock 2, Stetson 1, Gonzaga 1, Oregon 1

Teams in italics are 2016-17 Maryland opponents

BIG TEN STANDINGS (FINAL)

Team	Conference	Overall	Streak
1.	MARYLAND	15-1 (.938)	27-2 (.931) W1
	Ohio State	15-1 (.938)	25-5 (.833) W11
3.	Michigan	11-5 (.688)	22-8 (.733) L1
4.	Indiana	10-6 (.625)	20-9 (.690) W2
	Purdue	10-6 (.625)	19-11 (.633) W4
6.	Penn State	9-7 (.563)	19-9 (.679) W1
	Michigan State	9-7 (.563)	19-10 (.655) L1
8.	Northwestern	8-8 (.500)	19-10 (.655) L1
	Iowa	8-8 (.500)	17-12 (.586) W1
10.	Minnesota	5-11 (.313)	14-15 (.483) L3
11.	Illinois	3-13 (.188)	8-21 (.276) L11
	Wisconsin	3-13 (.188)	8-21 (.276) L1
	Nebraska	3-13 (.188)	7-21 (.250) W1
	Rutgers	3-13 (.188)	6-23 (.207) L9

Rankings Watch — Terps & Opponents In The Polls

Maryland — AP High/Low: 2/6

Maryland — USA Today High/Low: 2/5

Associated Press

SCHOOL	ps	N14	N21	N28	D5	D12	D19	D26	J2	J9	J16	J23	J30	F6	F13	F20	F27	M6	M13
Arizona State	18	18	23	RV	RV	23	21	18	19	19	18	16	23	23	RV	RV	RV	RV	RV
Connecticut	3	3	2	2	1	1	1	1	1	1	1	1	1	1	1	1	1	1	1
Indiana	23	23	RV	--	--	--	--	--	--	--	--	--	--	--	--	--	--	--	--
Louisville	5	5	4	7	8	8	8	8	8	9	9	9	9	12	14	14	14	13	13
MARYLAND	6	6	6	5	4	4	4	4	3	3	3	3	3	3	2	2	4	5	4
Michigan	--	--	RV	RV	--	--	RV	RV	--	RV	RV	--	RV	RV	RV	21	20	25	RV
Michigan State	RV	RV	24	RV	RV	RV	--	--	--	--	--	--	--	--	--	--	--	--	--
Northwestern	--	--	RV	RV	RV	RV	RV	RV	--	RV	RV	RV	--	--	--	--	--	--	--
Ohio State	7	7	8	9	12	12	12	14	11	11	16	15	14	13	12	12	9	11	11
Purdue	--	--	--	--	--	--	--	--	--	--	--	--	--	--	--	--	--	RV	RV

USA Today Coaches

SCHOOL	ps	N15	N22	N29	D6	D13	D20	D27	J3	J10	J17	J24	J31	F7	F14	F21	F28	M7	M13
Arizona State	16	16	21	24	23	21	19	19	19	18	19	16	18	21	23	23	25	RV	RV
Connecticut	1	1	2	2	2	1	1	1	1	1	1	1	1	1	1	1	1	1	1
Indiana	RV	RV	RV	--	--	--	--	--	--	--	--	--	--	--	RV	RV	RV	RV	RV
Iowa	RV	--	--	--	--	--	--	--	--	--	--	--	--	--	--	--	--	--	--
Louisville	8	6	4	7	8	8	8	8	9	8	8	8	7	14	13	14	13	12	12
MARYLAND	5	5	5	5	4	3	3	3	3	3	3	3	3	2	2	5	4	3	3
Michigan	RV	RV	RV	RV	RV	RV	RV	RV	RV	RV	RV	RV	RV	22	20	24	RV	RV	RV
Michigan State	22	21	19	22	RV	RV	RV	RV	RV	RV	RV	--	--	--	--	--	--	--	--
Northwestern	RV	--	--	RV	RV	RV	RV	RV	RV	RV	RV	RV	RV	RV	RV	RV	RV	--	--
Ohio State	6	8	8	10	12	13	13	13	13	11	13	14	14	13	12	9	8	10	10
Penn State	--	--	RV	--	--	RV	RV	RV	--	--	--	--	--	--	--	--	--	--	--

BOLD are rankings at game time vs. Maryland

M 2016-17 RECORD WHEN...

Overall.....	30-2
In B1G Games.....	15-1
vs. Ranked Opponents.....	2-2
vs. 2016 NCAA Tournament Teams.....	7-2
At Home.....	14-1
Away.....	11-1
Neutral Sites.....	5-0
Leading at the Half.....	28-0
Trailing at the Half.....	1-2
Tied at the Half.....	1-0
In Overtime.....	11-1
Games decided by 10 or more points.....	27-0
Games decided by 6-10 points.....	3-2
Games decided by 5 points or less.....	1-0
Score 80 or more points.....	25-2
Score 70-79 points.....	5-0
Score 60-69 points.....	1-0
Score 50-59 points.....	1-0
Less than 50 points.....	1-0
Allow more than 80 points.....	5-2
Allow 70-79 points.....	6-0
Allow 60-69 points.....	8-0
Allow 50-59 points.....	3-0
Allow less than 50 points.....	8-0
Posting Higher FG%.....	30-0
Opp. Posts Higher FG%.....	0-2
Shoot 50% or above from the field.....	18-0
Shoot 46-49% from the field.....	8-1
Shoot 41-45% from the field.....	4-1
Shoot 36-40% from the field.....	1-0
Shoot 31-35% from the field.....	1-0
Shoot 30% or lower.....	1-2
Allow 50% shooting or above.....	2-0
Allow 46-49% shooting from the field.....	10-0
Allow 41-45% shooting from the field.....	5-0
Allow 36-40% shooting from the field.....	5-0
Allow 31-35% shooting from the field.....	7-0
Allow 30% shooting or lower.....	16-2
FT% better than opponent.....	14-0
FT% lower than opponent.....	5-0
FT% equal to opponent.....	9-1
FT% better than 90%.....	14-1
FT% 81-90%.....	2-0
FT% 71-80%.....	4-0
FT% 61-70%.....	3-0
FT% 60% or lower.....	8-0
Opponent FT% above 90%.....	4-2
Opponent FT% 81-90%.....	11-0
Opponent FT% 71-80%.....	8-1
Opponent FT% 61-70%.....	17-1
Opponent FT% 60% or lower.....	5-0
Make 8 or more three pointers.....	10-2
Between 4-7 three pointers.....	11-0
Less than 4 three pointers.....	9-0
Outrebounding Opponent.....	28-2
Outrebounded by Opponent.....	2-0
Rebounds are Equal.....	20-0
Less turnovers than Opponent.....	9-1
More turnovers than Opponent.....	1-1
Turnovers are Equal.....	1-1
One player in double figures.....	3-0
Two players in double figures.....	10-2
Three players in double figures.....	8-0
Four players in double figures.....	9-0
Five or more players in double figures.....	30-0
Leading with 10:00 minutes left.....	0-2
Trailing with 10:00 minutes left.....	29-0
Tied with 10:00 minutes left.....	0-2
Leading with 5:00 minutes left.....	1-0
Trailing with 5:00 minutes left.....	30-0
Tied with 5:00 minutes left.....	0-2
Leading with 1:00 minute left.....	1-1
Trailing with 1:00 minute left.....	1-0
Tied with 1:00 minute left.....	4-0
On Monday.....	7-1
On Tuesday.....	3-0
On Wednesday.....	4-0
On Thursday.....	3-0
On Friday.....	4-0
On Saturday.....	10-0
On Sunday.....	6-0
In November.....	6-1
In December.....	9-0
In January.....	6-1
In February.....	3-0
In March.....	3-0
In April.....	0-0

on Dec. 1.

• Maryland has five wins over No. 1 teams in its history, including two in Frese's time. The Terrapins beat No. 1 North Carolina twice in the 2005-06 season.

Maryland in the B1G

• The Terps are 102-32 (.761) all-time against their Big Ten opponents.

• Prior to the Jan. 2, 2016 loss to Ohio State, the Terps had won 31 straight games against Big Ten teams, dating back to 2007. The last loss to a Big Ten opponent was when the third-ranked Terps fell at No. 4 Rutgers, 68-60, on Dec. 3, 2007.

• Since joining the Big Ten in 2014-15, the Terrapins are 58-3 (.951) vs. their conference opponents, including their nine wins in the Big Ten Tournament.

• In the 15 years under Frese, the Terps are 70-7 (.909) against their Big Ten opponents.

• Frese is 82-13 (.863) all-time vs. Big Ten opponents, which includes her time at Minnesota and at Ball State.

• Maryland is 30-3 (.909) against Big Ten teams at home in XFINITY Center. All are under Frese. The first two losses were against Penn State on Dec. 4, 2002 and Ohio State in the NCAA Second Round in 2003.

• In her one season at Minnesota, Frese led the Gophers to a record of 22-8 overall, 11-5 in Big Ten play and an NCAA Tournament berth. She was named AP National Coach of the Year in April 2002.

Home Sweet Home

Maryland has been a dominant home team, especially over the last decade.

• The Terps are 513-130 (.798) all time in College Park, dating back to the inaugural 1971-72 season.

• Maryland is 220-35 (.863) at home under Brenda Frese, whose first season in College Park was the inaugural season of XFINITY Center. That is among the top 10 toughest places to play in the country.

• The Terrapins are 130-8 (.942) all-time in non-conference games in XFINITY Center.

• Prior to Jan. 2, 2016, Maryland had won 28 straight home games since a 94-46 win over Pittsburgh on Feb. 6, 2014.

• The Terps won 48 straight home games starting Nov. 9, 2007 with a 76-52 season-opening win over Princeton. The streak ended on Jan. 21, 2010 with an 80-77 loss to Miami.

Overtime is Our Time

The phrase, "Overtime is our time!" became one of the catch phrases from the Terps' 2006 NCAA title run. That 2005-06 team went 6-0 in overtime games and won the national title in extra time vs. Duke.

• Maryland is 15-2 (.882) in overtime games in head coach Brenda Frese's 14 years.

• In the 2007-08 season, Frese was not on the sidelines for two of the Terps' overtime games. She missed a 97-86 double overtime loss at North Carolina on Jan. 26, 2008 and a 74-71 win at Virginia Tech on Feb. 4, 2008, due to her pregnancy with her sons.

• The Terps' only overtime loss with Frese on the sidelines was a 95-91 loss at Florida State on Jan. 16, 2005.

Frese Signs Eleanna Christinaki

The Terps announced the signing of All-SEC Freshman Team honoree Eleanna Christinaki Jan. 5. Christinaki, a sophomore guard from Athens, Greece, comes to the Terrapins after playing her first season and a half at Florida.

• During her nine appearances with the Gators in 2016-

17, Christinaki averaged 17.6 points, 4.7 rebounds, 3.0 assists, and 1.3 three-pointers made per game, as they earned a Top-25 ranking. She led the team in scoring and was second in assists. She was named to the All-SEC Preseason Second Team.

• In 2015-16, she was named to the All-SEC Freshman Team as she averaged 10.4 points and led the team with 3.4 assists per game. She helped lead the Gators to an NCAA Tournament bid. Christinaki played in all 31 games and started in 28 in her rookie season.

• Christinaki is also a member of the Greek Senior National Team and played for Greece in the summers of 2015 and 2016. She is the second-youngest member ever on the Greece Senior National Team. She served as captain of the Greek Under-20 Team for the second time in 2016 as well. Christinaki played in Greece's Division A during the 2016 summer and averaged 15.6 points per game. She also competed in EuroBasket 2015.

USA Terps!

• The Maryland women's basketball team will represent the United States at the World University Games next summer in Taiwan.

• The Terrapins were selected by the United States International University Sports Federation (US-IUSF) to represent the United States in the World University Games, which will be Aug. 19-30, 2017 in Taipei, Taiwan.

• The World University Games are held every other year and are organized by the International University Sports Federation (FISU). The event is a multi-sport competition open to men and women who are between the ages of 17 and 24, and are or have been within the past year, a student at a college or university.

• This is just the second time a full team from a women's collegiate program has represented the U.S. at the World University Games. UNC Charlotte participated in 2007 and the Big 12 conference fielded a team in 2003.

• Nine of Brenda Frese's players at Maryland have won gold with USA Basketball. Most recently, Brionna Jones won gold in the World University Games and Destiny Slocum won gold with the Under-18 team last summer.

Family Ties

• Head coach Brenda Frese and her younger sister, Marsha, are the only two sister head coaches in Division I. Marsha is in her fourth year as head coach at UMKC and was an assistant under Brenda at Ball State, Minnesota and for two years at Maryland.

• Aja Ellison's dad is 1989 NBA No. 1 overall draft pick Pervis Ellison, who also won a national championship at Louisville. Her mother, Timi, ran track at Maryland.

• Kiara Leslie's older brother, C.J., played at NC State from 2010-13 and now plays professionally in Korea.

• Brionna and Stephanie Jones' older brother, Jarred, plays at Loyola (Md.).

Terps In the Pros

• Fifteen Terrapins have been drafted since the start of the WNBA in 1997, including 11 under Brenda Frese.

• Six of Frese's players have gone on to be drafted in the top 10, including: Crystal Langhorne (2008, 6th overall), Laura Harper (2008, 10th overall), Marissa Coleman (2009, 2nd overall), Kristi Toliver (2009, 3rd overall), Tianna Hawkins (2013, 6th overall) and Alyssa Thomas (2014, 4th overall).

• Four former Terps have been named WNBA All-Stars - Vicky Bullett (1999), Crystal Langhorne (2011, 2013), Kristi Toliver (2013) and Marissa Coleman (2015).

M

in the B1G/NCAA...

TEAM STATISTICS (3/14)

Category	Statistic	B1G Rank	NCAA Rank
Scoring Offense	89.9	1	1
Scoring Defense	64.4	4	181
Scoring Margin	+25.4	1	3
Field Goal Pct.	.509	1	2
Field Goal Pct. Defense	.393	6	151
3-Point Field Goal Pct.	.373	2	14
3-Point FG Pct. Defense	.333	12	271
3-Point Field Goals	6.4	6	112
Free Throw Pct.	.711	8	125
Rebounding Margin	+14.9	1	2
Offensive Rebounds	16.4	1	12
Defensive Rebounds	28.8	3	18
Blocked Shots	4.9	3	37
Assists	20.2	1	4
Steals	10.8	1	21
Turnover Margin	+3.2	1	41
Assist/Turnover Ratio	1.4	1	11

Kaila CHARLES

Rebounding	5.6	20
Field Goal Percentage	.514	9
Offensive Rebounds	2.3	T13

Kristen CONFROY

3-point FG Percentage	.380	10
Assist/Turnover Ratio	2.8	2

Brianna FRASER

Blocks	0.8	T14
--------	-----	-----

Brionna JONES

Scoring	19.8	6	23
Rebounding	10.8	1	11
Field Goal Percentage	.698	1	1
Free Throw Percentage	.765	15	187
Steals	1.8	T7	183
Blocks	1.6	T4	98
Offensive Rebounds	4.7	1	
Defensive Rebounds	6.1	5	
Double-Doubles	22	1	2

Sarah MYERS

Assist/Turnover Ratio	1.8	T12
-----------------------	-----	-----

Destiny SLOCUM

Scoring	11.5	25	
Assists	6.0	2	20
Assist/Turnover Ratio	1.9	T10	81
3-point FG Percentage	.378	11	69
3-point FG Made	2.2	6	116

Shatori WALKER-KIMBROUGH

Scoring	18.6	T8	40
Field Goal Percentage	.531	6	43
Free Throw Percentage	.811	T6	88
Steals	1.8	T7	183
3-point FG Percentage	.447	2	9
3-point FG Made	2.1	7	138

Next Level

- Over the last few years, multiple members of Frese's staff have made the jump to become head coaches or work in the NBA.
- Last April, associate head coach Tina Langley accepted the head coaching position at Rice.
- Five-year assistant coach David Adkins came to Maryland after becoming a highly-respected development coach at the high school level. In 2014, he was hired by the Washington Wizards as their assistant coach for player development.
- Former practice player and coordinator of recruiting operations Winston Gandy was also hired by the Wizards last summer, as a development assistant.
- Former practice player and intern Ryan Richman was hired as the Wizards' assistant video coordinator prior to the 2013-14 season.

Terps in the Classroom

The Terrapins have a 100 percent graduation rate in the 15 years under Brenda Frese.

- Brionna Jones graduated in three years in May 2016 and is working on medical school requirements this year.
- Kiara Leslie and Kristen Confroy are on track to graduate in three years this spring.
- Kristen Confroy and Brionna Jones are studying to become doctors. Confroy is a Physiology and Neurobiology major and Jones earned her degree in Kinesiology.
- Six Terrapins were named All-Big Ten Academic honorees last year - Kristen Confroy, Malina Howard, Brionna Jones, Kiara Leslie, Chloe Pavlech and Tierney Pfirman.

Terrapins Partner With Team IMPACT

- The Maryland women's basketball team partnered with Team IMPACT, a national organization based in Boston, whose mission is to improve the quality of life for children facing life-threatening and chronic illnesses through the power of team.
- The Terrapins drafted Ashlyn, a 5-year old girl from Annapolis, Md., on Oct. 24, 2015, officially signing her on as a member of the team. Ashlyn deals with multiple diagnoses that complicate her daily life.
- Ashlyn was born with a heart defect called Supraventricular Tachycardia (SVT), which consists of an extremely sped up heart rate. Ashlyn also deals with muscular dystrophy, cyclic vomiting syndrome and asthma.
- Ashlyn has spent time with the Terrapins over the past 18 months, watching movies and accompanying them to many functions.
- Team IMPACT children are drafted onto college athletic teams local to where they live and, in effect, become official members of the team from Draft Day through Graduation.

Paura La Tartaruga!

Thanks to generous donations and supporters of the program, the Terrapins traveled to Italy for an eight-day tour in August. They experienced the culture, the history and so much more of a once-in-a-lifetime trip.

- They also played two games while in Italy – one against a German professional team named TK Hannover and one against a team in the Italian National Team system. Against TK Hannover, the Terrapins lost by two in a physical matchup in Tuscany. Against the Italian Select Team, the Terps won by more

than 40 points with many young players contributing.

- Because of the Italian trip, Maryland was able to practice 10 times over the summer to prepare for the matchups. This was extremely valuable with helping the new players learn the Terps' sets, terminology and overall chemistry.

"I don't think we can really explain how much the Italy trip helped us for this year," Frese said. "First off, from the generosity of our donors in helping us give our players and staff an experience like this...it's just amazing. Then, the 10 practices were absolutely invaluable with getting all of our players up to date with learning our system. We are light years ahead of where we should be before the season starts. The experience in Italy helped us all come together and really grow true team chemistry. That is so important to us."

Fear the Turtle!

- Maryland's bid to the 2017 NCAA Tournament marks its 14th straight postseason appearance. Thirteen of those 14 were NCAA Tournament bids.
- The Terps have averaged 28.5 wins per season the last 12 years, and have 13 consecutive 20-win seasons from 2004-2017.
- Frese has led the Terps to seven 30-win seasons. 2005-06 marked the first 30-win season for the program, as the Terrapins went 34-4 and won the 2006 NCAA title. The Terps won 30 games in 2007-08 when they went 33-4 and in 2008-09 when they went 31-5. In 2012-13, the Terps notched the program's fourth 30-win season with their record of 31-5. Maryland posted three straight 30-win seasons in 2014-15, 2015-16 and 2016-16.
- The Terrapins have won at least one postseason game (NCAA or WNIT) in each of the last 12 seasons.
- Maryland earned a No. 1 seed in the NCAA Tournament in 2008, 2009 and 2015 and a No. 2 seed in 2006, 2007 and 2012.

BrendaFRESE

458-140 (18th year)/401-110 (15th year at Maryland)



There was no better fit for the University of Maryland women's basketball program than head coach Brenda Frese. The 2002 Associated Press (AP) National Coach of the Year arrived in College Park with great expectations and has not disappointed. Reviving a once-prominent women's basketball program back to the national stage, her high work rate and positive attitude has resulted in three Final Fours, 12-straight top 15 recruiting classes and a National Championship in 2006. Frese has balanced that strong work ethic with a fun and family-friendly environment, also becoming a wife and a mother of twin boys, giving birth to them in the midst of one of the most successful seasons in the program's history. With the birth of her twins in February of 2008, she becomes one of only six coaches to win a national championship and be a parent.

Now in her 15th season at Maryland, Frese has guided Maryland to a National Championship in 2006, three Final Fours, 14 winning seasons, 13-straight 20-win seasons, seven 30-win campaigns and 13 trips to the NCAA Tournament. In 2013, she signed an extension through at least June of 2021.

Frese and her staff led the Terrapins to an unprecedented level of success in their first year in the Big Ten in 2015. After losing five seniors, including three starters and a three-time All-American, Maryland led the league in scoring with 80.2 points per game, en route to a perfect 18-0 conference record in a new league and a 24-game win streak over three months. The Terrapins were the first team to go undefeated in conference play since Purdue went 16-0 in 1998-99 and Ohio State went 18-0 in 1984-85. The Terps were the first Maryland team, men's or women's, to stay perfect in conference play. Frese was named Big Ten Coach of the Year for the second time in her career.

The following year, the Terrapins lost their top two leading scorers, as well as two of Frese's longtime assistant, who left for head coaching jobs. Frese led her staff to the same level of success - the Terrapins' second straight Big Ten regular season and tournament titles.

Former Athletics Director Deborah A. Yow courted the 2002 AP National Coach of the Year because of Frese's reputation for making amazing turnarounds and her relentless work ethic in recruiting. Described as dynamic, overachieving, determined and enthusiastic, the 44-year old coach is one of college basketball's stars. Standing atop the podium in Boston in 2006, Frese became the fifth-youngest coach (age 35) in NCAA history to win a national title and only the ninth to win in her first trip to the Final Four.

Frese has built the team's success around recruiting, hard work and a positive atmosphere. The instant she arrived on campus, she determinedly worked the recruiting trails in an effort to reclaim the elite status Maryland once had in the 1980s. Success came quickly and early. Before she even coached a game in the newly-constructed XFINITY Center, she received commitments from a pair of high school All-Americans, including Shay Doron, who went on to become a three-time All-ACC pick and a WNBA Draft selection. In all, 26 high school All-Americans have donned a Maryland uniform under Frese's reign.

All 13 of Frese's recruiting classes at Maryland have been ranked in the top-15, including 11 rated in the top-10 and six in the top five. The landmark signings of Crystal Langhorne, Laura Harper, Jade Perry and Ashleigh Newman were rated No. 2 in the country, while the class of Marissa Coleman and Kristi Toliver was ranked No. 4 - the core of the Terps' national championship team. Her

2010 batch of Terrapins included three high school All-Americans and a No. 2 national ranking. In 2016, Frese and her staff signed the nation's No. 1 recruiting class, as ranked by ESPN HoopGurlz and Blue Star. All six signees were McDonalds All-American nominees and Kaila Charles, Destiny Slocum and Blair Watson earning the honor.

Frese's recruiting classes have lived up to their billing and her pupils have earned numerous accolades. In 2012, Alyssa Thomas became the first Maryland sophomore to be named a WBCA All-American, and was also named to the AP All-American First Team and the USBWA All-American Team. The first Terp in 17 years to garner All-American nods in 2006, Langhorne was a three-time AP and USBWA All-American, the program's first multiple All-American. She was selected a WBCA All-American in 2007, the first in school history since 1989, and then again received the accolade in 2008.

Toliver repeated Langhorne's AP, WBCA and USBWA All-American "trifecta" in 2008. The legendary point guard, however, became the first Terp in school history to be named to the AP's All-America First Team as a senior in 2009 - to go along with another set of WBCA and USBWA All-American laurels. Coleman, Toliver's classmate, also earned AP, WBCA and USBWA All-American honors at the conclusion of her illustrious senior campaign in 2009.

Frese's players have also received numerous conference honors. Most recently, Thomas was named ACC Player of the Year as a sophomore in 2012. She is just the second sophomore in the history of ACC women's basketball to earn the league's most prestigious honor and went on to win the ACC Tournament MVP honor that year. Thomas garnered the league's top honor in her junior and senior seasons as well and was just the second player in history to earn the honor three times. In her final season, Langhorne was selected the ACC's Player of the Year, the first Terp to win the award in nearly 20 years. Toliver followed suit in 2009 - the third Terp ever to win the award. In 2005, Langhorne became the program's first ACC Rookie of the Year since 1991. Coleman followed in her footsteps by nabbing the honor during the Terps' championship campaign in 2006. Center Lynetta Kizer and Thomas made it four Terps in six years to be named the league's top freshman when they won in 2009 and 2011.

In all, 34 Terps have received All-Conference citations in Frese's 15 years, including a school-record four in 2008 when Langhorne, Coleman, Toliver and Harper were selected and in 2012 when Thomas, Tianna Hawkins, Laurin Mincy and Lynetta Kizer were honored. Six Terps have been First Team All-ACC selections 11 times in Frese's tenure. Langhorne became Maryland's first three-time, first team all-conference selection and the first to be named All-ACC four times. Coleman joined Langhorne as the lone Terps to ever be selected to an All-ACC team four times, stamping her three second-team honors with a first-team selection in 2009. Thomas was also a four-time selection and three-time first team honoree.

Numerous Terps have also garnered national recognition under Frese. Toliver became the first Terrapin to earn the highest point guard honor in the country, winning the Nancy Leiberman Award in 2008, after being

YOUNGEST COACHES TO WIN NCAA TITLE

Marianne Stanley, Old Dominion - 31 years	1985
Linda Sharp, Southern California - 32 years	1983
Carolyn Peck, Purdue - 33 years	1999
Pat Summit, Tennessee - 34 years	1987
BRENDA FRESE, Maryland - 35 years	2006

WINNINGEST DIVISION I COACHES ALL-TIME (THRU 2015-16)

1. *Geno Auriemma (UConn 86-pres)	955-134 (.877)
2. Leon Barmore (Louisiana Tech 83-02)	576-87 (.869)
3. Pat Summit (Tennessee 1975-12)	1,098-208 (.841)
4. *Kim Mulkey (Baylor 01-pres)	473-92 (.837)
5. *Tara Vanderveer (Idaho 79-80, Ohio State 81-85, Stanford 86-95, 97-pres)	980-225 (.813)
6. Bill Sheahan (Mt. St. Mary's 82-98)	372-104 (.782)
7. *Rick Insell (Middle Tenn. 2006-pres.)	276-86 (.762)
8. *Joe Foley (Arkansas Tech 1988-03, UALR 2004-pres.)	720-225 (.762)
9. *Muffet McGraw (Lehigh 83-87, Notre Dame 88-pres)	820-264 (.756)
10. *BRENDA FRESE (Ball St. 00-01, Minnesota 02, Maryland 03-pres)	428-138 (.756)
11. *Wes Moore (Maryville 88-93, Francis Marion 96-98, Chattanooga 99-14, NC State 2014-pres)	621-203 (.754)
12. Gail Goestenkors (Duke 93-07, Texas 08-12)	498-163 (.753)
13. *Robin Selvig (Montana 79-pres)	865-286 (.752)
14. Marsha Sharp (Texas Tech 83-06)	571-189 (.751)
15. *Brian Giorgis (Marist 2003-pres.)	341-115 (.748)
16. Jody Conradt (Sam Houston St. 70-73, Texas-Arlington 74-76, Texas 77-07)	900-309 (.744)
17. Andy Landers (Georgia 90-pres)	821-286 (.746)
18. *Carey Green (Liberty 00-pres)	403-141 (.741)
19. Joe Ciampi (Army 78-79, Auburn 80-04)	607-213 (.740)
20. *Kenny Brooks (James Madison, 2003-pres.)	337-122 (.734)

FRESE COACHING TREE

Marsha Frese (HC at UMKC)	Asst at BS, MINN, MD
Tina Langley (HC at Rice)	Asst at MD
Jeff Walz (HC at Louisville)	Asst at MINN, MD
Joanna Bernabei-McNamee (HC at Albany)	Asst at MINN, MD
Jade Perry (HC at SUNY Canton)	Player at MD
Daron Park (HC at Cal-Fullerton)	Asst at MD
Stephanie Stevens (HC at Gallaudet)	Staff at MD
Danielle Hemerka (AC at American, St. Francis)	Staff at MD
Laura Harper (AC at George Washington)	Player at MD
Rhet Wierzba (AC at Indiana)	DOBO at MD
Billy Fennelly (AC at Iowa State)	Staff at MD
Zach Kancher (AC at UMKC)	Staff at MD
Matthew Schiff (AC at UMKC)	Staff at MD
Mike Bowden (DOBO at Louisville Men)	Staff at MD
Anjalé Barrett (Staff at MD)	Player at MD
David Adkins (Player Develop. at Wizards)	Asst at MD
Winston Gandy (Player Develop. at Wizards)	Staff at MD
Ryan Richman (Video for Wizards)	Intern at MD
Kyle Tarp (MD MBB Performance)	Staff at MD
Chris Campbell (HC at Sherwood HS)	DOBO at MD
Sydney Durrah (Video at FIU)	Intern at MD
Scott Ziplow (Video at Rice)	Intern at MD
Christian Blanks (Video at UCLA)	Intern at MD

2016-17 Maryland Women's Basketball

a finalist the previous year. Several have earned spots on national player of the year candidate lists, making history in the fall of 2006. That year, for the first time ever, four players from the same team were selected preseason candidates for the WBCA's prestigious Wade Trophy when Doron, Coleman, Langhorne and Toliver were put on the Watch List. All five starters were tabbed preseason honorees for the Naismith Award, also a first in the history of the award.

Maryland has rewritten several records over the last few seasons. In 2007-08, the Terps became the first team in NCAA history to have four active players with at least 1,000 points on the same roster. That year, school records were broken for most home wins (21), which is also believed to be an NCAA record. The team opened the 2006-07 campaign winning 18-straight games, setting the program record for best start to a season. Maryland ended the 2008-09 campaign having won a school-record 36-straight home games, thanks to undefeated home marks in two successive seasons, and 40-consecutive non-conference games at the XFINITY Center. In the 2009-10 season the Terrapins extended that streak to 48, a Maryland men's and women's basketball record.

In 2005-06, the team's 34 wins set a school record, shattering the previous mark of 29. The championship squad also set new standards for highest road winning percentage (.900), points (3,166), field goal attempts (2,363), 3-point field goals (216), 3-point attempts (540), free throws (690), free throw attempts (924), team free throw percentage (.747), rebounds (1,720) and blocked shots (195).

Numerous individual records have also fallen in recent years. Among the most notable are the career scoring and rebounding records, which now own to Thomas. Langhorne shattered the previous marks, becoming the first-ever Terrapin to score 2,000 points and to grab 1,000 rebounds - an elite list of which Coleman later joined.

Maryland's rise into the upper-echelon of the country has bolstered the excitement surrounding the team. Over the last ten years, the program has ranked in the top-25 in the nation in attendance, including top-10 rankings in five of the last 10 seasons. In 2007, Maryland recorded the nation's largest one-season improvement in home attendance, averaging 9,533 fans in 16 games, almost double the average from the previous season (4,183) - with more than 150,000 people making their way through the XFINITY Center turnstiles, a school-record. By the end of the '07 campaign, the Terps were sixth in the nation in average attendance and fourth in overall attendance, as 241,280 spectators filled the stands at home and on the road to watch the Terps play in 34 games. In 2008, Maryland hosted over 160,000 fans in 21 games and was ranked eighth in the nation in average attendance that year, followed by a No. 6 ranking in 2009 (133,336 in 15 games).

One of the highlights of the 2006-07 campaign was the announcement of two sellout games in XFINITY Center, the first- and second-ever in the young facility. The stands were filled to capacity when the Terps hosted North Carolina on Jan. 28, 2007, breaking the ACC's single-game record, the first women's basketball sellout since 1992. The record was matched in the regular-season finale on Feb. 18, 2007, when Duke came to College Park.

In the classroom, the Terps have also been all-star students. Frese's Terps have earned 25 Academic All-Conference honors, while five have received Academic All-American nods by ESPN The Magazine/CoSIDA.

The Frese File

Year	Position, School	Overall			Conference			Postseason
		W	L	Pct.	W	L	Pct.	
93-94	Assistant Coach, Kent State	20	8	.714	12	6	.667	
94-95	Assistant Coach, Kent State	17	10	.630	12	5	.706	
95-96	Assistant Coach, Iowa State	17	10	.630	5	9	.357	
96-97	Assistant Coach, Iowa State	17	12	.586	9	7	.563	NCAA First Round (0-1)
97-98	Assistant Coach, Iowa State	25	8	.758	12	4	.750	NCAA Second Round (1-1)
98-99	Assistant Coach, Iowa State	25	8	.758	12	4	.750	NCAA Elite Eight (3-1)
99-00	Head Coach, Ball State	16	13	.552	8	8	.500	
00-01	Head Coach, Ball State	19	9	.679	11	5	.688	
01-02	Head Coach, Minnesota	22	8	.733	11	5	.688	NCAA Second Round (1-1)
02-03	Head Coach, Maryland	10	18	.357	4	12	.250	
03-04	Head Coach, Maryland	18	13	.581	8	8	.500	NCAA Second Round (1-1)
04-05	Head Coach, Maryland	22	10	.688	7	7	.500	NCAA Second Round (1-1)
05-06	Head Coach, Maryland	34	4	.895	12	2	.857	NCAA CHAMPIONS (6-0)
06-07	Head Coach, Maryland	28	6	.824	10	4	.714	NCAA Second Round (1-1)
07-08	Head Coach, Maryland	33	4	.892	13	1	.929	NCAA Elite Eight (3-1)
08-09	Head Coach, Maryland	31	5	.861	12	2	.857	NCAA Elite Eight (3-1)
09-10	Head Coach, Maryland	21	13	.618	5	9	.357	WNIT Third Round
10-11	Head Coach, Maryland	24	8	.750	9	5	.643	NCAA Second Round (1-1)
11-12	Head Coach, Maryland	31	5	.861	12	4	.750	NCAA Elite Eight (3-1)
12-13	Head Coach, Maryland	26	8	.765	14	4	.778	NCAA Sweet Sixteen (2-1)
13-14	Head Coach, Maryland	28	7	.800	12	4	.750	NCAA Final Four (4-1)
14-15	Head Coach, Maryland	34	3	.919	18	0	1.000	NCAA Final Four (4-1)
15-16	Head Coach, Maryland	31	4	.886	16	2	.889	NCAA Second Round (1-1)
16-17	Head Coach, Maryland	30	2	.938	15	1	.938	
2 Years	Ball State	35	22	.614	19	13	.594	
1 Year	Minnesota	22	8	.722	11	5	.688	1 NCAA - 1-1 (.500)
15 Years	Maryland	401	110	.785	167	65	.720	12 NCAA - 30-11 (.732)
18 Years	Overall	458	140	.766	197	83	.704	13 NCAA - 31-12 (.738)

COACHING HONORS

- Associated Press National Coach of the Year (2002)
- Big Ten Coach of the Year (2002, 2015)
- ACC Coach of the Year (Coaches, 2013)
- Mid-American Conference Coach of the Year (2000)
- NCAA Champions (2006)
- Conference Regular Season Titles (2009, 2015, 2016, 2017)
- Conference Tournament Titles (2009, 2012, 2015, 2016, 2017)
- Three Final Fours (2006, 2014, 2015)
- Six NCAA Elite Eights (2006, 2008, 2009, 2012, 2014, 2015)
- Seven Sweet Sixteens (2006, 2008, 2009, 2012, 2013, 2014, 2015)
- 14 NCAA Tournament Appearances ('02, '04, '05, '06, '07, '08, '09, '11, '12, '13, '14, '15, '16, '17)
- 11 WBCA All-American Selections
- Seven Conference Player of the Year honors: ACC (2008, 09, 12, 13, 14); Big Ten (2002); MAC (2000)
- Seven Conference Rookies of the Year: ACC (2005, 2006, 2009, 2011); Big Ten (2002, 2017); MAC (2000)
- 46 All-Conference honors: First team (19); Second team (15); Third team (4); Honorable Mention (8)
- 18 Conference All-Freshman Team honorees
- Five CoSIDA Academic All-Americans
- Eight CoSIDA Academic All-District 2 Selections
- 31 Academic All-Conference Honors
- 21 McDonald's All-Americans
- No. 10 2002-03 Recruiting Class
- No. 2 2003-04 Recruiting Class
- No. 4 2004-05 Recruiting Class
- No. 7 2005-06 Recruiting Class
- No. 2 2006-07 Recruiting Class
- No. 10 2007-08 Recruiting Class
- No. 15 2008-09 Recruiting Class
- No. 2 2009-10 Recruiting Class
- No. 9 2011-12 Recruiting Class
- No. 4 2012-13 Recruiting Class
- No. 11 2013-14 Recruiting Class
- No. 10 2014-15 Recruiting Class
- No. 1 2015-16 Recruiting Class

PERSONAL

Education: Bachelor's of Arts in Communications (Arizona '93), Master's Degree in Athletic Administration (Kent State '95)

Family: Husband: Mark Thomas, Sons: Tyler Joseph Thomas and Markus William Thomas (born February 17, 2008), Parents: Bill and Donna Frese, Siblings: Deb, Cindy, Marsha, Stacy, Jeff

Shay ROBINSON

Assistant Coach • 3rd year • Central Florida '07

Maryland head women's basketball coach Brenda Frese announced the hiring of assistant coach Shay Robinson in July 2014. Robinson comes to College Park after spending the previous season with the Kansas women's basketball program.

"I always want to surround our players with great people that can help them get better," Frese said. "The player development piece is something that's really important to me and it's helped us be successful. Developing our players has always been a team effort shared by our staff and it was crucial to me that Shay is terrific at it. He was endorsed by some people in the business whose opinions I really value. Shay will be working with our perimeter players and I know he's really excited about getting started with our team. It's always great when you get new ideas and new energy. He's a dynamic guy that can help us in a lot of different ways."

Robinson helped the Terrapins to quite the successful inaugural Big Ten season in his first year in College Park. He helped guide them to a record 28-game win streak, an 18-0 mark in conference play, the Big Ten regular season title and the Big Ten tournament title. The Terrapins earned a No. 1 seed in the NCAA Tournament, then beat undefeated Princeton, No. 16 Duke and No. 6 Tennessee en route to their second straight Final Four appearance.

Prior to coming to College Park, Robinson spent a year at Kansas and two seasons at Air Force.

Robinson served for five years as the assistant director and head instructor at EDGE Training Facility, known as the premier training facility in the state of Florida. Robinson managed daily basketball operations while performing individual and team skill development sessions, camps and clinics. His vast clientele ranged from beginning players to elite high school, college and professional athletes in the NBA and European Leagues.

A native of Greensboro, N.C., Robinson worked the coaching ranks for many years. He coached the girls' basketball team at Viera High School during the 2010-11 season, helping the squad win its first district championship while posting a 22-3 overall record. Robinson also served as an assistant coach with the boys' varsity program at Viera from 2006-09.

During the 2009-10 season, Robinson served as an assistant men's basketball coach at Brevard Community College. There, he was in charge of guard and post player development, while assisting with offensive and defensive philosophies. Other responsibilities included recruiting, team film sessions, scouting, academic monitoring and mentorship of student athletes.

Robinson graduated from James B. Dudley High School before enlisting in the Air Force in 1996. Robinson served more than eight years on active duty in the Air Force. While enlisted, he deployed on numerous tours of duty, including three tours in support of Operation Enduring Freedom and Operation Iraqi Freedom, spending time as a Weapons Load Crew member on F-16s, as well as Special Operations Senior Command Post Controller.

During his military career, Robinson received various medals and was awarded the distinguished John Levitow Award in 2002. He was also named Air Force Special Operations Command, Command Post Controller of the Year in 2002-03, before his honorable discharge in 2004.

In August 2007, Robinson earned a bachelor of science in sports and fitness with a specialization in coaching theory from the University of Central Florida. He also holds a master of science in athletic administration from Nova Southeastern University (2010). Robinson is an active member of the Women's Basketball Coaches Association (WBCA), National Association of Basketball Coaches (NABC) and the Black Coaches & Administrators (BCA) organization.

Robinson is married to Tonya, who is also an Air Force veteran.



Bett SHELBY

Assistant Coach • 2nd year • Greensboro College '06

Maryland head women's basketball coach Brenda Frese announced the hiring of assistant coach Bett Shelby in April 2015. Shelby comes to College Park after spending the previous two seasons with the Virginia Tech women's basketball program.

"Bett Shelby is someone I've known for a few years now," Frese said. "We've crossed paths in a lot of gyms and I've watched how hard she works. If you look at any program she's been a part of, her presence has elevated the team. People that she's worked with sing her praises as a relentless competitor, which is exactly what we want at Maryland. I'm excited to help her continue to grow here and watch her become a great addition."

Shelby joined the Virginia Tech staff in May 2013. She served as recruiting coordinator, and also helped with on-court preparation, scouting and guard training. In 2015, Shelby helped the Hokies sign a top-20 recruiting class and win two ACC Tournament games for the first time in school history.

Shelby came to Blacksburg after serving as an assistant coach at Seton Hall for two seasons where she coordinated aspects of recruiting, scouted opponents and coached the guards. In 2012, Shelby helped sign a class ranked 33rd nationally by All Star Girls Report. The class featured the 19th best forward in the country as well as the 73rd best overall player in the 2012 class and a NJCAA All-American.

During the 2012-13 season, Shelby helped coach the Pirates to the most school wins since the 2008-09 season as well as the most Big East victories since the 2006-07 season. The team also claimed its first Big East Tournament win since the 2008-09 season.

Prior to Seton Hall, Shelby served on the staff at Southern Illinois where she landed a recruiting class ranked 37th nationally by ESPN HoopGurlz. In addition, the class was tabbed the No. 1 mid-major class that season by ESPN HoopGurlz. The All-Star Girls report ranked Shelby's class 57th nationally and No. 1 in the Missouri Valley Conference. The class included SIU's first Parade All-American, Top-100 player (ESPN HoopGurlz) and a top-100 transfer as named by the All-Star Girls Report.

A native of Charlotte, N.C., Shelby was an assistant coach at Tennessee Tech in 2010 and was responsible for an All-Star Girls Report Top-100 recruiting class, ranking No. 1 in the Ohio Valley Conference. Shelby also spent one season as the recruiting coordinator and assistant coach at Stetson University, helping recruit a Top-100 recruiting class according to All-Star Girls Report that ranked first in the Atlantic Sun Conference.

Shelby spent two seasons as the Director of Basketball Operations at East Carolina. During her time at ECU, the Pirates won the Conference USA title and reached the NCAA Tournament for the first time in 25 years.

Shelby played collegiately at UNC Wilmington during her first two seasons. She spent her junior and senior seasons at Greensboro College where she served as team captain. The team won the USA South regular-season and conference titles during her time. During her senior year, the team advanced to the second round of the NCAA Tournament with a 22-8 record.

Shelby graduated from Greensboro College with her bachelor's degree in Sports and Exercise Studies with a concentration in coaching in 2005.

Shelby's parents are Brad and Texie Shelby and her sister is Mary Shelby of Charlotte, N.C.



TerryNOONER

Assistant Coach • 2nd year • Kansas '00

Maryland women's basketball head coach Brenda Frese announced the hiring of assistant coach Terry Nooner in September 2015. Nooner comes to College Park after coaching at Alabama the last two seasons. Prior to his time with the Crimson Tide, Nooner coached at his alma mater, Kansas, where he played from 1997-2000.

"Coach Nooner came highly recommended to me by quite a few people," Frese said. "I really like his background and how he's worked his way up the ladder. He played for Roy Williams at Kansas and was a team captain. That says a lot about what kind of leader he was for one of the most successful coaches in the business. He's been an assistant for different, successful women's coaches. And he started at the grassroots level, so he knows both sides of the equation. We're excited to welcome him and his family to Maryland."

In Nooner's first season at Alabama, the Tide won 14 games, playing one of the most difficult schedules in the nation. Seven of those victories came in Southeastern Conference play, which was the most league wins for the Crimson Tide in over 12 years. Alabama also had several notable victories including the first in Lexington against Kentucky since 2002, the first against Georgia since 2004, snapping a 23-game losing streak to the Lady Bulldogs, and the first in program history at Vanderbilt's Memorial Gym.

"I am honored and humbled to join the Maryland family, and am incredibly excited for the future of Maryland women's basketball," Nooner said. "Coach Frese is a premier basketball coach on any level, and she has turned the Terrapin program into a national power. I'm ready to get to work with a terrific staff and talented student-athletes. Here at Maryland, my overall goal is to help the program get better each and every day, and help bring championships back to College Park."

Nooner spent one season at his alma mater as an assistant with the women's team. He helped the Jayhawks to one of their most successful seasons, as Kansas finished with a 20-14 overall record in 2012-13. The Jayhawks advanced to the fourth NCAA Sweet 16 in program history and their first in back-to-back seasons. He returned to Lawrence after serving as an assistant for one year at Southern Illinois.

Before joining the collegiate ranks, Nooner coached high school and AAU basketball for seven years in the Kansas City area. Additionally, he served as president of KC Pro Am Inc., a nonprofit organization that provides basketball instruction, from 2007-11 and also worked at the Jewish Community Center of Greater Kansas City as a personal basketball instructor from 2006-11. Nooner's past clients include Chauncey Billups of the L.A. Clippers, and former NBA players Tyronn Lue and Billy Thomas, in addition to several college players.

Nooner was a former guard and team captain for the Kansas men's basketball team from 1997-2000. He helped the Jayhawks to a Sweet Sixteen, four NCAA Tournament appearances and three Big 12 championships.

Nooner earned two degrees from Kansas; a bachelor's degree in African and African American studies, in 2000, and a master's degree in sports administration in 2002.

He and his wife Tracy have a daughter, Tarynn, and a son, Terry Nooner III.



LibbyELLIS

Director of Operations • 4th year • Maryland '12

Head coach Brenda Frese and the Maryland women's basketball team announced the hiring of University of Maryland alum and longtime member of the program, Libby Ellis, in August of 2013. Ellis was named as the program's director of basketball operations.

Ellis, a 2012 graduate of the University, was a four-year manager for the Terrapins. In her senior season, she served as a director of operations intern, assisting with all responsibilities of scheduling, travel planning and general program operations.

She earned her degree in kinesiology and after graduation, she was hired as the coordinator of recruiting operations.



"We're ecstatic to have Libby in our director of basketball operations position," Frese said. "She is more than ready for this next step in her career. Libby is highly organized, relates extremely well with our players and staff and is passionate about our team and program. She is a rising star in the making."



#0 Aja ELLISON

Forward • 6-3 • Junior • 2V • Voorhees, N.J. (Life Center Academy)

Will redshirt 2016-17 season.

► 2015-16 Season

Went 2-3 with a free throw for 5 points in season opener vs. UMass-Lowell (Nov. 14)...grabbed 3 rebounds in win over High Point (Nov. 18)...pulled down 2 rebounds in 5 minutes vs. Loyola (Dec. 8)...made a free throw and grabbed a rebound vs. Southern (Dec. 11)...grabbed a rebound at Illinois (Dec. 31)...grabbed 2 rebounds in 5 minutes vs. Nebraska (Jan.

7)...grabbed a rebound and added a block vs. #24 Northwestern (Jan. 17)...scored a bucket in win at Penn State (Jan. 27)...made a free throw in win at Rutgers (Feb. 21).

► Before MARYLAND

Rated No. 45 overall by All Star Girls Report and No. 59 by Blue Star scored 950 points and 600 rebounds in three years...averaged a double-double with 10 points and 12 boards per game as a junior...missed senior season due to a foot injury...helped team win the National Association of Christian Athletes Division I national title as a junior...named the Most Improved Player on her team in 2013...named MVP of the All-City Classic...played freshman and sophomore seasons at Shipley School, where she was Team MVP...named All-State in freshman and sophomore years and All-State MVP as a sophomore...team won Friends League in both 2011 and 2012...Boo Williams Invitational Champion in 2010 and 2011 and named MVP...National Invitational High School Tournament contender...father, Pervis Ellison, coached her AAU team.

► Personal

Parents are Timi and Pervis Ellison...has two siblings - Seattle and Malik...father, Pervis Ellison, played at Louisville and won 1986 national title...he went on to be the No. 1 NBA draft pick in 1989 and played for the Sacramento Kings, Washington Bullets, Boston Celtics and Seattle SuperSonics...mother, Timi, ran track at Maryland...came to Maryland because it was everything she could want in a school...named a Top Fashion Model of Philadelphia in 2009...letter and sciences major...wants to work in television one day.

ELLISON 15-16 Game-By-Game

OPPONENT	MIN	FG-A	3FG-A	FT-A	O-D-R	PF	A	TO	BLK	S	TP
UMASS-LOWELL	7	2-3	0-0	1-1	0-1-1	1	0	1	0	0	5
HIGH POINT	5	0-2	0-0	0-0	2-1-3	3	0	1	0	0	0
DETROIT	4	0-0	0-0	0-0	0-0-0	0	0	1	0	0	0
vs. Old Dominion	3	0-0	0-0	0-0	0-1-1	1	0	0	0	0	0
vs. South Dakota State					DNP						
vs. Pittsburgh					DNP						
#20 SYRACUSE					DNP						
CENTRAL CONN. STATE	2	0-1	0-0	0-0	0-0-0	0	0	0	0	0	0
LOYOLA	5	0-2	0-0	0-0	1-1-2	0	0	0	0	0	0
SOUTHERN	4	0-0	0-0	1-2	1-0-1	0	0	1	0	0	1
at UMES					DNP						
vs. #1 Connecticut					DNP						
at Illinois*	2	0-0	0-0	0-0	0-1-1	1	0	1	0	0	0
#9 OHIO STATE*					DNP						
NEBRASKA*	5	0-1	0-0	0-0	1-1-2	0	0	1	0	0	0
at #23 Iowa*	1	0-0	0-0	0-0	0-0-0	0	0	0	0	0	0
at Michigan*					DNP						
#24 NORTHWESTERN*	1	0-0	0-0	0-0	1-0-1	0	0	0	1	0	0
at Wisconsin*	2	0-0	0-0	0-0	0-0-0	1	0	1	0	0	0
at Penn State*	2	1-1	0-0	0-0	0-0-0	1	0	0	0	0	2
INDIANA*	1	0-0	0-0	0-0	0-0-0	0	0	0	0	0	0
at Purdue*					DNP						
#17 MICHIGAN STATE*					DNP						
at #7 Ohio State*					DNP						
PURDUE*					DNP						
at Northwestern*					DNP						
MICHIGAN*					DNP						
at Rutgers*	1	0-0	0-0	1-2	0-0-0	0	0	0	0	0	1
WISCONSIN*					DNP						
MINNESOTA*					DNP						
vs. Iowa^					DNP						
vs. Northwestern^					DNP						
vs. #19 Michigan State^					DNP						
IONA^^					DNP						
WASHINGTON^^					DNP						

► ELLISON Season/Career Highs

	SEASON HIGHS	CAREER HIGHS
POINTS	5 vs. UMass-Lowell (11/14/15)	6 at Coppin State (12/21/14)
REBOUNDS	3 vs. High Point (11/18/15)	4 (2X) last at Coppin State (12/21/14)
FG MADE	2 vs. UMass-Lowell (11/14/15)	3 at Coppin State (12/21/14)
FG ATT.	3 vs. UMass-Lowell (11/14/15)	5 at Coppin State (12/21/14)
3 FG MADE		
3 FG ATT.		
FT MADE	1 (2X) last at Rutgers (2/21/16)	1 (3X) last at Rutgers (2/21/16)
FT ATT.	2 (2X) last at Rutgers (2/21/16)	2 (5X) last at Rutgers (2/21/16)
ASSISTS		
BLOCKS	1 vs. #24 Northwestern (1/17/16)	2 vs. Mount St. Mary's (11/14/14)
STEALS		2 vs. Wagner (11/16/14)
MINUTES	7 vs. UMass-Lowell (11/14/15)	13 vs. Mount St. Mary's (11/14/14)

► ELLISON Career Statistics

Season	G-GS	MP-MPG	FG-FGA	PCT.	3FG-FGA	PCT.	FT-FTA	PCT.	OFF	DEF	REB	AVG	PF-FO	AST	TO	BLK	STL	PTS	AVG
2014-15	17-0	68-4.0	7-16	.438	0-0	.000	1-7	.143	9	7	16	0.9	19-0	1	6	3	2	15	0.9
2015-16	15-0	44-2.9	3-10	.300	0-0	.000	3-5	.600	6	6	12	0.8	8-0	0	7	1	0	9	0.6
2016-17																			
REDSHIRT SEASON																			
CAREER	32-0	112-3.5	10-26	.385	0-0	.000	4-12	.333	15	13	28	0.9	27-0	1	13	4	2	24	0.8

2016-17 Maryland Women's Basketball

#1 Ieshia SMALL

Guard • 6-0 • R-Junior • 2V • Miami, Fla. (Florida State Univ. High School/Baylor)



- Preseason Big 12 Freshman of the Year (2013)
- Big 12 Commissioners Honor Roll (2013)

► 2016-17 Season

Went 5-10 from the field for 12 points with 4 assists, 3 steals, 2 boards in her Maryland debut vs. UMass-Lowell (Nov. 13)...added a bucket, 2 boards, 2 assists and a steal vs. MDES (Nov. 16)...scored career-high 14 points with 7 rebounds, 5 assists and 4 steals vs. Mount St. Mary's (Nov. 18)...added 7 points with 6 as-

sists, 1 turnover, 2 rebounds and a steal at Niagara (Nov. 20)...added 3 points with 4 assists in win over #21 Arizona State (Nov. 25)...added 7 points with 4 assists and a steal in win vs. Washington State (Nov. 26)...added a steal and a board in 5 minutes at #7 Louisville (Dec. 1)...added 9 points with 3 assists and a block in win over UMBC (Dec. 4)...added a bucket, 2 assists and a steal vs. Towson (Dec. 6)...added 8 points with 4 boards, 3 assists, 2 steals and 1 turnover vs. Saint Peter's (Dec. 8)...added 2 buckets with 4 boards, 2 assists and a steal at Loyola (Dec. 12)...added 6 points, 5 assists and no turnovers at Nebraska (Jan. 4)...went 5-7 from the floor for 14 points with 3 boards, 2 steals and an assist vs. Northwestern (Jan. 7)...added 8 points with 4 assists vs. Penn State (Jan. 11)...added 10 points, all in the second half, with 3 boards, 2 assists and a steal in 25 minutes at Iowa (Jan. 14)...added a pair of buckets, 2 boards, an assist and a steal vs. Rutgers (Jan. 22)...added 9 points off the bench with 3 rebounds, 2 assists and 2 steals at Illinois (Jan. 26)...added 5 points with 2 boards and 2 assists vs. Iowa (Jan. 29)...went 5-10 from the field for 14 points with a rebound, an assist and a steal at Purdue (Feb. 2)...added 7 points with 6 boards, 5 assists at Indiana (Feb. 5)...started and added 8 points, 5 boards, 4 assists in 27 minutes vs. Wisconsin (Feb. 15)...hit 2 key threes for 6 points with 5 assists, 3 rebounds, a block and a steal vs. Minnesota in the Big Ten Quarterfinals (March 3).

► Before Maryland

2013 Florida Gatorade Player of the Year...2013 McDonald's All-American...earned Big Ben Player of the Year (Tallahassee) as a senior...ranked No. 19 overall by ESPN HoopGurlz and No. 3 at the wing position...played her first three years of prep basketball at Miami's Dr. Michael Krop High School, leading the Lightning to the Class 8A state final in 2012 and the 6A state semifinals in 2011...was Player of the Year for Miami-Dade as a sophomore and junior, also earned all-Dade honors those two seasons...transferred to Florida State High School for her senior season where she played for adopted mother Kimberly Davis-Powell, led the Seminoles to a 22-7 record...averaged 25 points, 9.0 rebounds, 5.4 assists and 5.0 steals a game as a senior...at Baylor, saw action in 65 games, averaging 11.4 minutes, 2.9 points and 1.4 rebounds per game...was voted Big 12 Preseason Freshman of the Year and was named to the Big 12 Commissioner's Honor Roll in the fall of 2013.

► Personal

Ieshia Diamond Small...adopted daughter of Kelvin Powell and Kimberly Davis-Powell of Tallahassee, Fla....birth parents are both deceased; father died when she was 13 and mother, Michelle, passed in March 2011...has a younger brother, Marvin and a step-brother Hakim Neely-Sabir...chose Maryland because the teammates were accepting and Coach Frese was a "player's coach"...American Studies major.

► SMALL 16-17 Game-By-Game

OPPONENT	MIN	FG-A	3FG-A	FT-A	O-D-R	PF	A	TO	BLK	S	TP
UMASS-LOWELL	23	5-10	0-2	2-2	1-1-2	2	4	2	0	3	12
MDES	13	1-2	0-1	0-0	0-2-2	2	2	2	0	1	2
MOUNT ST. MARY'S	18	4-6	0-1	6-8	1-6-7	1	5	2	0	4	14
at Niagara	20	3-6	1-1	0-0	0-2-2	1	6	1	0	1	7
vs. #21 Arizona State	21	1-6	0-2	1-2	1-1-2	4	4	3	0	0	3
vs. Washington State	28	3-8	0-0	1-5	0-1-1	1	4	6	0	1	7
at #7 Louisville	5	0-2	0-1	0-0	0-1-1	2	0	0	0	1	0
UMBC	18	3-8	1-3	2-2	0-1-1	1	3	2	1	0	9
TOWSON	13	1-4	0-0	0-2	0-1-1	3	2	3	0	1	2
SAINT PETER'S	19	4-7	0-0	0-0	1-3-4	0	3	1	0	2	8
at Loyola	19	2-5	0-0	0-0	1-3-4	0	2	3	0	1	4
at Duquesne	4	0-0	0-0	1-2	0-0-0	2	0	1	0	0	1
#1 CONNECTICUT	4	0-2	0-0	0-0	0-0-0	0	0	1	0	0	0
at Minnesota*	3	0-0	0-0	0-0	0-0-0	1	0	0	0	0	0
at Nebraska*	21	2-5	0-0	2-2	0-1-1	1	5	0	0	0	6
NORTHWESTERN*	20	5-7	1-1	3-3	0-3-3	3	1	1	0	2	14
PENN STATE*	18	4-9	0-0	0-2	0-0-0	0	4	3	0	0	8
at Iowa*	25*	4-9	0-1	2-2	0-3-3	3	2	1	0	1	10
MICHIGAN*	18	1-4	0-0	2-4	2-2-4	2	0	2	0	1	4
RUTGERS*	19	2-3	0-0	0-0	2-0-2	3	1	3	0	1	4
at Illinois*	21	3-8	0-1	3-5	0-3-3	1	2	2	0	2	9
IOWA*	12	2-7	1-1	0-0	0-2-2	1	2	2	0	0	5
at Purdue*	27	5-10	1-1	3-5	0-1-1	3	1	3	0	1	14
at Indiana*	18	2-7	1-1	2-4	0-6-6	3	5	3	0	0	7
ILLINOIS*	8	1-2	0-0	0-0	0-1-1	2	0	1	0	0	2
at Michigan State*	13	0-5	0-0	1-2	0-1-1	1	0	1	0	0	1
WISCONSIN*	27*	3-8	0-0	2-2	1-4-5	1	4	2	0	0	8
at #12 Ohio State*	6	1-1	0-0	0-0	1-1-2	1	0	0	0	0	2
MINNESOTA*	6	0-0	0-0	0-0	1-1-2	1	3	1	0	0	0
vs. Minnesota^	22	2-5	2-3	0-0	1-2-3	2	5	2	1	1	6
vs. Michigan State^	3	0-0	0-0	0-0	0-0-0	0	0	1	0	0	0
vs. Purdue^	1	0-1	0-0	0-0	0-0-0	0	0	0	0	0	0

► SMALL Season/Career Highs

	SEASON HIGHS	CAREER HIGHS
POINTS	14 (3X) last at Purdue (2/2/17)	14 (3X) last at Purdue (2/2/17)
REBOUNDS	7 vs. Mount St. Mary's (11/18/16)	7 (2X) last vs. Mount St. Mary's (11/18/16)
FG MADE	5 (3X) last at Purdue (2/2/17)	5 (5X) last at Purdue (2/2/17)
FG ATT.	10 (2X) last at Purdue (2/2/17)	12 vs. McNeese State (12/28/13)
3 FG MADE	2 vs. Minnesota (3/3/17)	2 vs. Minnesota (3/3/17)
3 FG ATT.	3 (2X) last vs. Minnesota (3/3/17)	3 (2X) last vs. Minnesota (3/3/17)
FT MADE	6 vs. Mount St. Mary's (11/18/16)	6 vs. Mount St. Mary's (11/18/16)
FT ATT.	8 vs. Mount St. Mary's (11/18/16)	8 vs. Mount St. Mary's (11/18/16)
ASSISTS	6 at Niagara (11/20/16)	10 vs. Marist (11/30/14)
BLOCKS	1 (2X) last vs. Minnesota (3/3/17)	1 (11X) last vs. Minnesota (3/3/17)
STEALS	4 vs. Mount St. Mary's (11/18/16)	4 vs. Mount St. Mary's (11/18/16)
MINUTES	28 vs. Washington State (11/26/16)	28 vs. Washington State (11/26/16)

► SMALL Career Statistics

Season	G-GS	MP-MPG	FG-FGA	PCT.	3FG-FGA	PCT.	FT-FTA	PCT.	OFF	DEF	REB	AVG	PF-FO	AST	TO	BLK	STL	PTS	AVG
2013-14	37-2	431-11.6	46-161	.286	0-12	.000	21-30	.700	15	39	54	1.5	46-2	46	52	3	8	113	3.1
2014-15	28-1	313-11.2	30-69	.435	0-0	.000	13-16	.813	6	29	35	1.3	30-1	49	46	6	13	73	2.6
2015-16																			
REDSHIRT SEASON																			
2016-17	32-2	493-15.4	64-157	.408	8-20	.400	33-54	.611	13	53	66	2.1	48-0	70	55	2	24	169	5.3
CAREER	97-5	1237-12.8	140-377	.371	8-32	.250	67-100	.670	34	115	149	1.5	125-3	165	153	11	45	365	3.8

2016-17 Maryland Women's Basketball

#2 Kiara LESLIE

Guard • 6-0 • Junior • 2V • Holly Springs, N.C. (Holly Springs High School)



• Academic All-Big Ten (2016)

Will redshirt 2016-17 season.

► 2015-16 Season

Made first career start in season opener and added 10 points, 8 rebounds, 3 assists and 5 steals in 22 minutes (Nov. 14)...added 9 points with 7 boards and 4 assists and 2 steals vs. High Point (Nov. 18)...aded 8 points, 5 rebounds and 3 assists in win over Detroit (Nov. 20)...grabbed 5 rebounds with 2 blocks and a

steal vs. South Dakota State (Nov. 27)...added 6 points, 6 boards, an assist and a block vs. #20 Syracuse (Dec. 2)...added 11 points, 4 boards, 4 assists and 2 blocks off the bench vs. CCSU (Dec. 5)...scored 9 points with 4 rebounds and a steal off the bench vs. Loyola (Dec. 8)...went 8-11 from the field and 3-4 from outside the arc for a career-high 22 points with 3 rebounds, 2 assists and a steal vs. UMES (Dec. 20)...pulled down a career-high 13 rebounds with 7 points, 2 blocks, an assist and a steal (Dec. 31)...went 2-4 from the field with 2 boards in game vs. #9 Ohio State (Jan. 2)...scored 8 points with 3 rebounds and an assist in win over Nebraska (Jan. 7)...added 2 key buckets and 2 rebounds in win at Michigan (Jan. 14)...grabbed a rebound and added an assist vs. #24 Northwestern (Jan. 17)...added 12 points, all in the second half, with 3 boards and 2 assists at Wisconsin (Jan. 20)...scored 9 points with 5 boards, 2 assists off the bench in win at Penn State (Jan. 27)...added 4 points with 4 boards in win over Indiana (Jan. 30)...grabbed 2 rebounds and had 2 assists at #7 Ohio State (Feb. 8)...added 2 buckets with 2 boards in win vs. Purdue (Feb. 11)...went 4-6 from the field for 10 points with 2 rebounds, 2 assists, 2 blocks and a steal vs. Michigan (Feb. 17).

► Before MARYLAND

Ranked No. 52 overall player, No. 8 guard and earned scouts grade of 96 by ESPN's Hoop Gurlz...ranked No. 58 overall by All Star Girls Report...averaged 20 points and 11 rebounds as a junior...missed senior season due to a hip injury...named NCBA District 5 Player of the Year as a junior and NCBA Second Team All-State...named Tri-9 Player of the Year and to All-Conference Team as a sophomore and a junior...in 2012 and 2013, named to NCpreps.com All-State team...hit the 1,000th career point mark as a junior on January 8, 2013... 2012 and 2013 High School OT Holiday Invitational All-Tournament Team...2013 Holly Springs High School Female Athlete of the Year...missed most of senior season to a hip injury.

► Personal

Parents are Lisa and Calvin Leslie...has four brothers - Michael, Janmar, Kevin and CJ...older brother, C.J. Leslie, played at NC State and now plays in Korea...came to Maryland for the family atmosphere...criminology and criminal justice major...wants to play as long as she can then coach on the men's college side.

LESLIE 15-16 Game-By-Game

OPPONENT	MIN	FG-A	3FG-A	FT-A	O-D-R	PF	A	TO	BLK	S	TP
UMASS-LOWELL	22*	4-12	2-5	0-0	4-4-8	2	3	2	0	5	10
HIGH POINT	21*	3-7	1-1	2-4	6-1-7	2	4	0	0	2	9
DETROIT	19*	2-5	0-2	4-4	2-3-5	4	3	2	0	0	8
vs. Old Dominion	12*	0-2	0-1	1-2	1-1-2	0	0	0	0	0	1
vs. South Dakota State	19*	0-6	0-1	0-0	3-2-5	1	0	1	2	1	0
vs. Pittsburgh	12*	0-2	0-0	0-0	0-4-4	2	0	2	0	1	0
#20 SYRACUSE	12*	3-6	0-0	0-0	2-4-6	4	1	2	1	0	6
CENTRAL CONN. STATE	21	4-7	0-2	3-3	2-2-4	1	4	1	2	0	11
LOYOLA	16	2-5	1-1	4-4	2-2-4	0	1	0	0	1	9
SOUTHERN	8	1-2	0-0	1-2	1-3-4	2	0	2	0	0	3
at UMES	21	8-11	3-4	3-3	0-3-3	2	2	1	0	1	22
vs. #1 Connecticut	3	0-1	0-0	0-0	1-0-1	0	0	2	0	0	0
at Illinois*	25	2-9	1-3	2-2	5-8-13	2	1	1	2	1	7
#9 OHIO STATE*	21	2-4	0-1	0-0	1-1-2	3	0	1	0	0	4
NEBRASKA*	15	3-8	1-3	1-4	2-1-3	2	1	1	0	0	8
at #23 Iowa*	5	0-0	0-0	0-0	0-0-0	2	0	0	0	0	0
at Michigan*	7	2-5	0-0	0-1	2-0-2	1	0	1	0	0	4
#24 NORTHWESTERN*	4	0-1	0-0	0-0	0-1-1	0	0	1	1	0	0
at Wisconsin*	18	5-8	1-1	1-2	2-1-3	2	2	1	0	0	12
at Penn State*	12	4-7	0-0	1-2	3-2-5	3	2	2	0	0	9
INDIANA*	19	2-6	0-0	0-0	1-3-4	2	0	1	0	0	4
at Purdue*					DNP						
#17 MICHIGAN STATE*	2	0-0	0-0	0-0	0-0-0	1	0	1	0	0	0
at #7 Ohio State*	8	0-2	0-0	0-0	0-2-2	0	2	1	0	0	0
PURDUE*	5	2-2	0-0	0-0	0-2-2	0	0	0	0	0	4
at Northwestern*	4	0-0	0-0	0-0	0-0-0	1	1	0	0	0	0
MICHIGAN*	12	4-6	0-0	2-2	1-1-2	0	2	0	2	1	10
at Rutgers*	5	0-2	0-0	0-0	0-0-0	0	0	1	0	0	0
WISCONSIN*	7	0-2	0-0	0-0	1-1-2	0	0	0	0	0	0
MINNESOTA*	2	0-0	0-0	0-0	0-0-0	1	1	1	0	0	0
vs. Iowa^	4	0-1	0-0	0-0	0-1-1	0	0	1	0	0	0
vs. Northwestern^	2	0-1	0-1	0-0	0-0-0	0	0	0	0	0	0
vs. #19 Michigan State^					DNP						
IONA^^					DNP						
WASHINGTON^^	1	0-0	0-0	0-0	0-0-0	1	0	0	0	0	0

► LESLIE Season/Career Highs

	SEASON HIGHS	CAREER HIGHS
POINTS	22 at UMES (12/20/15)	22 at UMES (12/20/15)
REBOUNDS	13 at Illinois (12/31/15)	13 at Illinois (12/31/15)
FG MADE	8 at UMES (12/20/15)	8 at UMES (12/20/15)
FG ATT.	12 vs. UMass-Lowell (11/14/15)	12 vs. UMass-Lowell (11/14/15)
3 FG MADE	3 at UMES (12/20/15)	3 at UMES (12/20/15)
3 FG ATT.	5 vs. UMass-Lowell (11/14/15)	5 (2X) last vs. UMass-Lowell (11/14/15)
FT MADE	4 vs. Loyola (12/8/15)	4 (2X) last vs. Loyola (12/8/15)
FT ATT.	4 (3X) last vs. Nebraska (1/7/16)	4 (5X) last vs. Nebraska (1/7/16)
ASSISTS	4 (2X) last vs. CCSU (12/5/15)	4 (3X) last vs. CCSU (12/5/15)
BLOCKS	2 (4X) last vs. Michigan (2/17/16)	2 (5X) last vs. Michigan (2/17/16)
STEALS	5 vs. UMass-Lowell (11/14/15)	5 vs. UMass-Lowell (11/14/15)
MINUTES	25 at Illinois (12/31/15)	25 at Illinois (12/31/15)

► LESLIE Miscellaneous Stats

CATEGORY	SEASON	CAREER	LAST TIME
Double-Figure Scoring	5	7	10 vs. Michigan (2/17/16)
Double-Doubles		1	11 pts, 10 rebs vs. Wagner (11/16/14)

► LESLIE Career Statistics

Season	G-GS	MP-MPG	FG-FGA	PCT.	3FG-FGA	PCT.	FT-FTA	PCT.	OFF	DEF	REB	AVG	PF-FO	AST	TO	BLK	STL	PTS	AVG
2014-15	35-0	364-10.4	50-123	.407	4-20	.200	21-33	.636	33	60	93	2.7	42-1	18	34	9	7	125	3.6
2015-16	32-7	363-11.3	53-130	.408	10-26	.385	25-35	.714	42	53	95	3.0	41-0	31	29	9	13	141	4.4
2016-17									REDSHIRT SEASON										
CAREER	67-7	727-10.9	103-253	.407	14-46	.304	46-68	.676	75	113	188	2.8	83-1	49	63	18	20	266	4.0

2016-17 Maryland Women's Basketball

#3 Kaila CHARLES

Guard • 6-1 • Freshman • HS • Glenn Dale, Md. (Riverdale Baptist)



- All-Big Ten Freshman Team (2017)
- Big Ten Freshman of the Week (1/23/17)

► 2016-17 Season

Named to the All-Big Ten Freshman Team ...picked up first career double-double in first game at Maryland with 11 points, 10 rebounds and 2 assists and 2 steals (Nov. 13)...added 14 points, 4 boards, 2 steals and an assists vs. MDES (Nov. 16)...went 5-7 from the field for 10 points, 5 rebounds and 2 assists vs. Mount St. Mary's (Nov. 18)...went 4-5 from the field for 9 points

with 3 boards and a block at Niagara (Nov. 20)...added 10 points, 7 boards and a block in win over #21 Arizona State (Nov. 25)...scored 19 points, 15 in the second half, with 5 boards, 4 steals in win over Washington State (Nov. 26)...scored 8 points, all in the second half and including the go-ahead bucket with 2:20 to play at #7 Louisville (Dec. 1)...added 5 boards and 2 assists vs. UMBC (Dec. 4)...went 4-5 from the line for 8 points with 5 boards, 2 steals and 2 blocks vs. Towson (Dec. 6)...grabbed 7 rebounds with 3 steals, 2 assists and 3 points vs. Saint Peter's (Dec. 8)...added 5 points with 5 boards, 4 assists and 2 steals at Loyola (Dec. 12)...scored 18 points, including an 8-0 run herself in the first half, with 6 boards, 4 steals, an assist and a block vs. #1 Connecticut (Dec. 29)...added 12 points, 4 boards, 4 assists, 2 blocks and 2 steals at Minnesota (Jan. 1)...went 4-4 at the line for 8 points with 6 boards, 4 assists at Nebraska (Jan. 4)...added 8 points with 7 boards and an assist vs. Northwestern (Jan. 7)...add 5 points, 3 boards, 3 assists vs. Penn State (Jan. 11)...added 8 points with 9 boards, 2 assists and a block at Iowa (Jan. 14)...went 6-9 from the field for 16 points with 6 boards, a block and a steal in win vs. Michigan (Jan. 19)...led team with 18 points, 7 boards, an assist, a block and a steal vs. Rutgers (Jan. 22)...named Big Ten Freshman of the Week (Jan. 23)...scored 8 points with 5 rebounds, 2 steals and a steal at Illinois (Jan. 26)...went 5-7 from the field for 10 points with 8 boards and an assist vs. Iowa (Jan. 29)...added 9 points, including a 6-0 third quarter run herself, with 6 boards at Purdue (Feb. 2)...added 11 points, 7 in the second half, with 4 boards, 3 assists, a block and a steal at Indiana (Feb. 5)...went 6-10 from the field for 16 points with 8 boards, 2 steals, a block and an assist vs. Illinois (Feb. 9)...scored 15 points with 6 boards, 3 steals and an assist vs. Wisconsin (Feb. 15)...added 7 points and 4 rebounds at #12 Ohio State (Feb. 20)...picked up second career double-double with 11 points, 10 boards, 3 blocks and a steal vs. Minnesota (Feb. 26)...scored 15 points with 6 boards, 2 steals and an assist vs. Minnesota in Big Ten Quarterfinals (March 3)...scored 18 points, 8 in the fourth quarter, with career-high 5 steals, 6 boards in win over Michigan State in Big Ten Semifinals (March 4)...added 2 buckets with 5 boards, 2 steals vs. Purdue in Big Ten championship game (March 5).

► Before MARYLAND

2016 McDonald's and WBCA All-American...named to the Jordan Brand Classic, USA Today All-America Second Team...named Washington Post All-Met Player of the Year as a senior...scored 2,000 points in her career...averaged over 22.0 points and 9.0 rebounds with 13 double-doubles her senior year...the No. 25 overall player by both ESPN and the Collegiate Girls Report and No. 21 by the All Star Girls Report...helped lead Riverdale squad to Dicks High School Nationals championship game at Madison Square Garden her senior year...played first three years at Eleanor Roosevelt High School...averaged 22 points and 10 rebounds as a junior...helped lead Roosevelt team to 72-5 record in three years...named team MVP in all three years at Roosevelt...earned First Team All-Met honors by The Washington Post as a sophomore and junior...led team to 2014 and 2015 Class AAAA State Championships...named The Gazette Player of the Year...reached 1,000 career points as a junior...named Next Sports Phenom Player of the Month in February 2015.

► Personal

Parents are Walter and Ruperta Charles...mother ran track at Howard from 1980-84 and was inducted into Howard's Hall of Fame in 2014...mother also competed in the 1984 Olympic Games...has three older siblings - Darron, Afia and Akil...sister, Afia, ran track at UCF...brother, Akil, plays basketball at St. Francis in Nova Scotia...came to Maryland for the great atmosphere and the people..."The coaches and players are genuine and caring and they work hard"...wants to play professionally and then become a college coach...letters & sciences major.

► CHARLES 16-17 Game-By-Game

OPPONENT	MIN	FG-A	3FG-A	FT-A	O-D-R	PF	A	TO	BLK	S	TP
UMASS-LOWELL	21*	5-12	0-0	1-2	7-3-10	2	2	1	0	2	11
MDES	18*	7-12	0-0	0-0	2-2-4	2	1	0	0	2	14
MOUNT ST. MARY'S	15*	5-7	0-0	0-0	2-3-5	0	2	1	0	1	10
at Niagara	22*	4-5	0-1	1-3	2-1-3	2	0	4	1	0	9
vs. #21 Arizona State	21*	4-7	0-0	2-3	1-6-7	1	0	0	1	0	10
vs. Washington State	30*	8-13	0-0	3-6	3-2-5	2	0	1	0	4	19
at #7 Louisville	24*	4-9	0-0	0-0	1-2-3	4	0	5	2	0	8
UMBC	15*	1-2	0-0	1-2	1-4-5	0	2	0	0	0	3
TOWSON	19*	2-4	0-0	4-5	1-4-5	2	1	0	1	2	8
SAINT PETER'S	24*	1-4	0-0	1-2	2-5-7	1	2	1	0	3	3
at Loyola	21*	2-3	0-0	1-2	2-3-5	4	4	4	0	2	5
at Duquesne	10*	1-5	0-0	1-3	0-0-0	2	1	1	0	0	3
#1 CONNECTICUT	36*	9-17	0-1	0-0	4-2-6	3	1	2	1	4	18
at Minnesota*	33*	6-13	0-0	0-1	2-2-4	4	4	1	2	2	12
at Nebraska*	23*	2-8	0-0	4-4	3-3-6	2	4	2	0	0	8
NORTHWESTERN*	20*	3-8	0-0	2-2	5-2-7	3	1	2	0	0	8
PENN STATE*	18*	2-3	0-0	1-1	2-1-3	3	3	2	0	0	5
at Iowa*	29*	4-10	0-0	0-0	3-6-9	4	2	1	1	0	8
MICHIGAN*	29*	6-9	0-0	4-5	4-2-6	1	0	1	1	1	16
RUTGERS*	31*	7-11	0-0	4-7	5-2-7	0	1	2	1	1	18
at Illinois*	16*	3-6	0-0	2-2	1-4-5	2	2	1	0	1	8
IOWA*	21*	5-7	0-0	0-0	5-3-8	3	1	4	0	0	10
at Purdue*	18*	4-10	0-0	1-2	2-4-6	4	0	1	0	0	9
at Indiana*	27*	5-8	0-0	1-3	1-3-4	2	3	0	1	1	11
ILLINOIS*	27*	6-10	0-0	4-5	1-7-8	2	1	4	1	2	16
at Michigan State*	19*	2-4	0-0	0-0	1-2-3	1	0	2	0	0	4
WISCONSIN*	24*	5-9	0-0	5-7	2-4-6	0	1	1	0	3	15
at #12 Ohio State*	17*	2-6	0-0	3-4	2-2-4	4	1	0	0	0	7
MINNESOTA*	28*	2-6	0-0	7-8	1-9-10	0	0	2	3	1	11
vs. Minnesota^	33*	6-13	0-0	3-4	3-3-6	1	1	3	0	2	15
vs. Michigan State^	27*	7-12	0-0	4-5	2-4-6	3	1	1	0	5	18
vs. Purdue^	21*	2-4	0-0	0-0	1-4-5	3	0	4	0	2	4

► CHARLES Season/Career Highs

	SEASON HIGHS	CAREER HIGHS
POINTS		19 vs. Washington State (11/26/16)
REBOUNDS		10 (2X) last vs. Minnesota (2/26/17)
FG MADE		8 vs. Washington State (11/26/16)
FG ATT.		17 vs. #1 Connecticut (12/29/16)
3 FG MADE		
3 FG ATT.		1 (2X) last vs. #1 Connecticut (12/29/16)
FT MADE		7 vs. Minnesota (2/26/17)
FT ATT.		8 vs. Minnesota (2/26/17)
ASSISTS		4 (4X) last at Nebraska (1/4/17)
BLOCKS		3 vs. Minnesota (2/26/17)
STEALS		5 vs. Michigan State (3/4/17)
MINUTES		36 vs. #1 Connecticut (12/29/16)

► CHARLES Miscellaneous Stats

CATEGORY	SEASON	CAREER	LAST TIME
Double-Doubles	2	2	11 pts, 10 rebs vs. Minnesota (2/26/17)
Double-Figure Scoring	16	16	18 vs. Michigan State (3/4/17)

► CHARLES Career Statistics

Season	G-GS	MP-MPG	FG-FGA	PCT.	3FG-FGA	PCT.	FT-FTA	PCT.	OFF	DEF	REB	AVG	PF-FO	AST	TO	BLK	STL	PTS	AVG
2016-17	32-32	737-23.0	132-257	.514	0-2	.000	60-88	.682	74	104	178	5.6	67-0	42	54	16	41	324	10.1

#5 Destiny SLOCUM

Guard • 5-7 • Freshman • HS • Meridian, Idaho (Mountain View High School)



- Big Ten Freshman of the Year (2017)
- All-Big Ten Second Team (2017)
- All-Big Ten Freshman Team (2017)
- Big Ten Freshman of the Week (11/21)
- All-Big Ten Tournament Team (2017)

► 2016-17 Season

Named the Big Ten Freshman of the Year by both the coaches and the media, as well as to the All-Big Ten Second Team and the All-Big Ten Freshman Team...led the team with 15 points, 6 assists, 4 steals, 5 rebounds

and no turnovers in Maryland debut (Nov. 13)...added 10 points with 4 assists, 1 turnover and 2 boards vs. MDES (Nov. 16)...added 8 points with 3 assists and 2 steals vs. Mount St. Mary's (Nov. 18)...led the Terps with 25 points off 5 threes with 7 assists, 2 turnovers at Niagara (Nov. 20)...Big Ten Freshman of the Week (Nov. 21)...added 10 points, 4 boards vs. #21 Arizona State (Nov. 25)...scored 11 points, 8 in the fourth quarter, off 2 threes and 5-6 at the line with 4 steals vs. Washington State (Nov. 26)...scored 13 points, including 7 straight in final 2:00, with 5 boards, 4 assists in win at #7 Louisville (Dec. 1)...went 3-3 from outside the arc for 9 points with 2 boards, 4 assists and no turnovers vs. UMBC (Dec. 4)...added 6 assists, 1 turnover, 3 boards and a steal vs. Towson (Dec. 6)...added 8 points with 5 assists, 4 steals vs. Saint Peter's (Dec. 8)...added 9 points off 2 threes with 2 boards, 2 assists and 2 steals at Loyola (Dec. 12)...added 8 points with 5 assists, 2 rebounds and a steal at Duquesne (Dec. 21)...led team with 23 points, 19 in the second half, off 5 threes with 7 assists and a steal vs. #1 Connecticut (Dec. 29)...hit 2 key second half threes for 9 points with 5 assists, 3 boards, a block and an assist at Minnesota (Jan. 1)...added a three, 7 assists, 3 boards, a steal and one turnover at Nebraska (Jan. 4)...added 16 points with 5 boards, 4 assists and a steal vs. Northwestern (Jan. 7)...went 5-10 from the floor for 11 points with 8 assists, 6 boards and a steal vs. Penn State (Jan. 11)...scored 14 points with 6 assists and 5 boards at Iowa (Jan. 14)...hit 3 three-pointers for 9 points with 6 assists, 2 boards and a steal vs. Michigan (Jan. 19)...notched first career double-double with 11 points, career-high 11 assists in win over Rutgers (Jan. 22)...added 8 points, 9 assists, career-high 7 rebounds and a steal at Illinois (Jan. 26)...added 11 points and tied career-high 11 assists with 2 steals for second double-double (Jan. 29)...hit 3 three-pointers for 10 points with 6 assists, 3 rebounds and a steal at Purdue (Feb. 2)...went 7-11 from the field with 3 threes for 18 points with 6 assists and 4 boards at Indiana (Feb. 5)...hit 3 threes for 9 points with career-high 13 assists, just 2 turnovers and 4 boards vs. Illinois (Feb. 9)...added 9 points with 8 assists, 2 steals, a block and a rebound at Michigan State (Feb. 12)...added 15 points with 3 boards, 4 assists at #12 Ohio State (Feb. 20)...dished 8 assists with 5 points vs. Minnesota (Feb. 26)...scored 13 points with 3 assists and 2 steals vs. Minnesota in Big Ten Quarterfinals...also broke Maryland freshman records for assists and threes made in that game (March 3)...hit 5 threes for 18 points, 14 in the second half, with 5 assists and a steal vs. Michigan State in the Big Ten Semifinals (March 4)...hit 3 threes for 14 points with 7 assists in Big Ten championship game (March 5)...also named to All-Big Ten Tournament Team after averaging 15.0 points, 6.0 assists and shooting 45.5 percent from the field in three-game run.

► Before MARYLAND

2016 McDonald's All-American...named to Jordan Brand Classic and a WBCA High School All-American and the Gatorade State Player of the Year for Idaho as a senior and junior...ranked the No. 7 overall player by both ESPN, All Star Girls Report and the Collegiate Girls Report...in senior season, led Mavericks to 23-4 record and second straight 5A state title...averaged 24.6 points, 6.8 rebounds and 6.1 assists as a senior...led Mountain View to its first state title and record of 26-1 in her junior season...named Idaho Player of the Year as a junior and conference Player of the Year as a junior and freshman...earned First Team All-State honors in all four years of her career...point guard for U.S. Under-19 team...helped lead Team USA to a gold medal in Moscow in the FIBA World Championships in the summer of 2015.

► Personal:

Parents are Jonathan and Christina Slocum...has four siblings – Marcus, Dominic, Trinity and Dallas...came to Maryland for the team atmosphere, the program's prestige and the coaching philosophies...kinesiology major.

► SLOCUM 16-17 Game-By-Game

OPPONENT	MIN	FG-A	3FG-A	FT-A	O-D-R	PF	A	TO	BLK	S	TP
UMASS-LOWELL	22*	5-11	3-5	2-2	2-3-5	1	6	0	0	4	15
MDES	19*	3-6	3-5	1-2	0-2-2	2	4	1	0	0	10
MOUNT ST. MARY'S	20*	2-4	1-3	3-4	0-0-0	2	3	3	0	2	8
at Niagara	28*	8-14	5-10	4-4	1-2-3	1	7	2	0	1	25
vs. #21 Arizona State	23*	4-8	0-3	2-2	1-3-4	2	1	5	0	1	10
vs. Washington State	31*	2-7	2-3	5-6	0-1-1	2	2	6	0	4	11
at #7 Louisville	31*	3-8	1-3	6-9	0-5-5	4	4	3	0	0	13
UMBC	19*	3-5	3-3	0-0	0-2-2	1	4	0	0	1	9
TOWSON	22*	1-6	0-4	0-0	0-3-3	2	6	1	0	1	2
SAINT PETER'S	26*	3-8	0-2	2-2	0-1-1	0	5	3	0	4	8
at Loyola	29*	3-9	2-6	1-2	0-2-2	4	2	4	0	2	9
at Duquesne	28*	4-6	0-1	0-0	0-2-2	2	5	2	0	1	8
#1 CONNECTICUT	40*	8-17	5-10	2-4	0-4-4	4	7	5	0	1	23
at Minnesota*	39*	3-10	2-5	1-2	0-3-3	0	5	2	1	1	9
at Nebraska*	25*	1-6	1-6	3-6	1-2-3	2	7	1	0	1	6
NORTHWESTERN*	30*	6-14	2-7	2-4	1-4-5	2	4	6	0	1	16
PENN STATE*	33*	5-10	1-4	0-0	1-5-6	2	8	4	0	1	11
at Iowa*	34*	5-11	2-6	2-4	1-4-5	2	6	4	0	0	14
MICHIGAN*	39*	3-12	3-9	0-0	1-1-2	1	6	3	0	1	9
RUTGERS*	36*	3-10	3-8	2-2	0-2-2	1	11	3	0	0	11
at Illinois*	22*	3-10	2-6	0-0	0-7-7	2	9	2	0	1	8
IOWA*	35*	4-9	3-6	0-0	0-2-2	2	11	3	0	3	11
at Purdue*	36*	3-8	3-6	1-2	0-3-3	3	6	4	0	1	10
at Indiana*	31*	7-11	3-5	1-1	0-4-4	2	6	2	0	0	18
ILLINOIS*	36*	3-12	3-9	0-0	0-4-4	2	13	2	0	1	9
at Michigan State*	35*	2-7	1-3	4-4	0-1-1	3	8	3	1	2	9
WISCONSIN*					DNP						
at #12 Ohio State*	40*	5-19	3-11	2-3	0-3-3	4	4	5	0	0	15
MINNESOTA*	34*	2-7	1-6	0-0	0-1-1	2	8	4	0	1	5
vs. Minnesota^	31*	4-12	2-8	3-4	0-1-1	3	6	3	0	2	13
vs. Michigan State^	36*	6-10	5-8	1-4	0-1-1	4	5	7	0	1	18
vs. Purdue^	38*	5-11	3-9	1-2	0-2-2	3	7	4	0	1	14

► SLOCUM Season/Career Highs

SEASON HIGHS	CAREER HIGHS
POINTS	25 at Niagara (11/20/16)
REBOUNDS	7 at Illinois (1/26/17)
FG MADE	8 (2X) last vs. #1 Connecticut (12/29/16)
FG ATT.	19 at #12 Ohio State (2/20/17)
3 FG MADE	5 (3X) last vs. Michigan State (3/4/17)
3 FG ATT.	11 at #12 Ohio State (2/20/17)
FT MADE	6 at #7 Louisville (12/1/16)
FT ATT.	9 at #7 Louisville (12/1/16)
ASSISTS	13 vs. Illinois (2/9/17)
BLOCKS	1 (2X) last at Michigan State (2/12/17)
STEALS	4 (3X) last vs. Saint Peter's (12/8/16)
MINUTES	40 (2X) last at #12 Ohio State (2/20/17)

► SLOCUM Miscellaneous Stats

CATEGORY	SEASON	CAREER	LAST TIME
Double-Figure Scoring	18	18	14 vs. Purdue (3/5/17)
5+ Assists	22	22	5 vs. Purdue (3/5/17)
Games with a Three	28	28	3 vs. Purdue (3/5/17)
Double-Doubles	2	2	11 pts, 11 asts vs. Iowa (1/29/17)

► SLOCUM Career Statistics

Season	G-GS	MP-MPG	FG-FGA	PCT.	3FG-FGA	PCT.	FT-FTA	PCT.	OFF	DEF	REB	AVG	PF-FO	AST	TO	BLK	STL	PTS	AVG
2016-17	31-31	948-30.6	119-298	.399	68-180	.378	51-75	.680	9	80	89	2.9	67-0	186	97	2	40	357	11.5

#12 Kristen CONFROY

Guard • 5-9 • Junior • 2V • Solon, Ohio (Solon High School)



- Big Ten Sportsmanship Award (2017)
- Hit more three-pointers in her sophomore year (73) than any player in program history (2016)
- CoSIDA Academic All-District II Team (2016, 17)
- Academic All-Big Ten (2016)

► 2016-17 Season

Earned a Big Ten Sportsmanship Award...scored 6 points with 2 rebounds, 2 assists and 2 steals in season opener vs. UMass-Lowell (Nov. 13)...grabbed 6 rebounds with 3 assists and 2 steals vs. Mount St. Mary's (Nov. 18)...added 5 points with 4 assists, 4 boards and 2 steals vs. #21 Arizona State (Nov. 25)...hit a key three and grabbed a career-high 11 rebounds in win at #11 Louisville (Dec. 1)...went 5-7 from outside the arc for 17 points with 4 assists, 2 steals and a block vs. UMBC (Dec. 4)...went 3-4 from outside the arc for 11 points with 3 boards and 2 assists vs. Towson (Dec. 6)...added 5 points with 6 boards, an assist and a steal at Loyola (Dec. 12)...added 2 threes for 10 points, all in the first half, with 5 boards and an assist at Duquesne (Dec. 21)...hit a key three in the final minute with 6 points, 8 boards, 5 assists and 3 steals at Minnesota (Jan. 1)...grabbed 4 boards with 2 assists at Nebraska (Jan. 4)...hit 4 three pointers with 4 steals and 3 assists vs. Northwestern (Jan. 7)...grabbed 4 boards with 2 assists and 2 steals vs. Penn State (Jan. 11)...hit 2 threes with 5 assists, 1 turnover, 1 steal and 2 boards at Iowa (Jan. 14)...hit a key three in a first half run with 4 boards and 2 assists in win over Michigan (Jan. 19)...hit 2 key threes plus 2 assists and a steal vs. Rutgers (Jan. 22)...hit 2 threes in the third quarter with 4 boards, 2 assists and a steal at Illinois (Jan. 26)...added 5 points with 9 boards, 5 assists and 3 steals vs. Iowa (Jan. 29)...grabbed 3 boards with 2 steals, a block and a three-pointer at Indiana (Feb. 5)...grabbed 9 boards with 5 points, a steal and an assist vs. Illinois (Feb. 9)...went 3-3 from the field, 3-3 from the foul line for 10 points with 4 rebounds, 3 assists and a steal at Michigan State (Feb. 12)...added 3 points, 4 rebounds, 3 assists and 3 steals vs. Wisconsin (Feb. 15)...hit 2 key threes for 8 points with 7 boards, 2 assists at #12 Ohio State (Feb. 20)...hit a key three for 5 points with 4 rebounds vs. Minnesota (Feb. 26)...added 7 points with 3 steals, 2 assists vs. Minnesota in Big Ten Quarterfinals (March 3)...added 1 three with 3 boards and an assist vs. Michigan State in Big Ten Semifinals (March 4)...hit 3 threes for 9 points with 5 boards, 3 assists, a block and a steal vs. Purdue in the Big Ten Championship game (March 5).

► Before Maryland

Ranked the No. 51 overall player by Blue Star and No. 55 by All Star Girls Report... averaged 19.3 points, 6.2 assists and 4.6 rebounds per game through her high school career...McDonald's All-American nominee...Cleveland.com Player of the Year as a senior...Miss Basketball finalist as a junior...named a NOC All-Conference player in each of her four seasons and NOC Player of the Year...honored as an All-Star by the Cleveland Plain Dealer and as Player of the Year in her senior year...named First Team All-Ohio as a junior and senior and Third Team as a sophomore...served as team captain and was team MVP in her junior year...named Defensive Player of the Year as a junior...honored with Integrity & Hustle Award...also played softball and soccer at Solon High School...named a Cleveland Plain Dealer All-Star in soccer...named NOC All-Conference in last two years in soccer...named First Team All-Greater Cleveland and Second Team All-District in soccer as a junior...honored as Plain Dealer Player of the Year, NOC Player of the Year and team Offensive Player of the Year in softball as a junior...named NOC All-Conference in all four years in softball...honored as team MVP as a sophomore and served as team captain as a sophomore and a junior.

► Personal

Parents are Mark and Pat Confroy...has two brothers, Mark and Daniel...came to Maryland for the great staff, academics, family atmosphere and great opportunities which made it a dream come true...physiology and neurobiology major...intends to become a sports doctor.

► CONFROY 16-17 Game-By-Game

OPPONENT	MIN	FG-A	3FG-A	FT-A	O-D-R	PF	A	TO	BLK	S	TP
UMASS-LOWELL	19*	2-5	1-4	1-2	0-2-2	0	2	0	0	2	6
MDES	20*	0-3	0-2	0-0	0-1-1	0	2	0	0	1	0
MOUNT ST. MARY'S	22*	0-3	0-2	0-0	3-3-6	0	3	0	0	2	0
at Niagara	22*	0-1	0-1	0-0	1-1-2	0	3	1	0	1	0
vs. #21 Arizona State	25*	1-2	1-2	2-2	0-4-4	3	4	1	0	2	5
vs. Washington State	13*	0-1	0-1	0-0	0-2-2	4	1	1	0	0	0
at #7 Louisville	39*	1-5	1-5	3-3	2-9-11	0	1	0	0	0	6
UMBC	17*	6-8	5-7	0-0	1-0-1	1	4	0	1	2	17
TOWSON	17*	4-5	3-4	0-0	1-2-3	1	2	1	0	0	11
SAINT PETER'S	22*	0-3	0-2	0-0	0-0-0	0	2	0	0	1	0
at Loyola	29*	2-3	1-2	0-0	2-4-6	1	1	1	0	1	5
at Duquesne	28*	4-6	2-2	0-0	0-5-5	3	1	1	0	0	10
#1 CONNECTICUT	33*	0-5	0-4	0-0	1-1-2	2	1	0	0	0	0
at Minnesota*	37*	2-5	2-5	0-0	2-6-8	0	5	1	0	3	6
at Nebraska*	19*	1-3	0-1	0-0	1-3-4	0	2	3	0	0	2
NORTHWESTERN*	31*	4-7	4-7	0-0	0-1-1	1	3	1	0	4	12
PENN STATE*	32*	0-2	0-2	1-2	2-2-4	1	2	2	0	2	1
at Iowa*	31*	2-4	2-4	0-0	1-1-2	1	5	1	0	1	6
MICHIGAN*	23*	1-3	1-3	0-0	2-2-4	2	2	0	0	0	3
RUTGERS*	26*	2-5	2-5	0-0	0-0-0	2	2	1	0	1	6
at Illinois*	20*	2-5	2-4	0-0	1-3-4	1	2	0	0	1	6
IOWA*	35*	2-6	1-5	0-0	3-6-9	1	5	2	0	3	5
at Purdue*	24*	1-7	1-5	0-0	0-2-2	0	2	0	0	3	3
at Indiana*	22*	1-3	1-3	0-0	1-2-3	2	0	0	1	2	3
ILLINOIS*	34*	2-6	1-4	0-0	3-6-9	1	1	0	0	1	5
at Michigan State*	33*	3-3	1-1	3-3	1-3-4	2	3	1	0	1	10
WISCONSIN*	24*	1-4	1-4	0-0	1-3-4	0	3	0	0	3	3
at #12 Ohio State*	35*	3-7	2-6	0-0	1-6-7	2	2	3	0	0	8
MINNESOTA*	25*	2-3	1-2	0-0	0-4-4	1	1	2	0	0	5
vs. Minnesota*	28*	3-4	1-2	0-0	1-1-2	1	2	1	0	3	7
vs. Michigan State*	34*	1-3	1-2	0-0	1-2-3	3	1	0	0	0	3
vs. Purdue*	40*	3-6	3-5	0-0	1-4-5	1	3	2	1	1	9

► CONFROY Season/Career Highs

	SEASON HIGHS	CAREER HIGHS
POINTS	17 vs. UMBC (12/4/16)	24 vs. #24 Northwestern (1/17/16)
REBOUNDS	11 at #7 Louisville (12/1/16)	11 at #7 Louisville (12/1/16)
FG MADE	6 vs. UMBC (12/4/16)	8 vs. #24 Northwestern (1/17/16)
FG ATT.	8 vs. UMBC (12/4/16)	12 (2X) last vs. #24 Northwestern (1/17/16)
3 FG MADE	5 vs. UMBC (12/4/16)	8 vs. #24 Northwestern (1/17/16)
3 FG ATT.	7 (2X) last vs. Northwestern (1/7/16)	10 vs. #24 Northwestern (1/17/16)
FT MADE	3 at Michigan State (2/12/17)	4 (2X) last vs. American (12/12/14)
FT ATT.	3 (2X) last at Michigan State (2/12/17)	4 (4X) last at Northwestern (2/14/16)
ASSISTS	5 (3X) last vs. Iowa (1/29/17)	7 vs. Mount St. Mary's (11/14/14)
BLOCKS	1 (3X) last vs. Purdue (3/5/17)	1 (8X) last vs. Purdue (3/5/17)
STEALS	4 vs. Northwestern (1/7/16)	4 (3X) last vs. Northwestern (1/7/16)
MINUTES	40 vs. Purdue (3/5/17)	40 vs. Purdue (3/5/17)

► CONFROY Miscellaneous Stats

CATEGORY	SEASON	CAREER	LAST TIME
Double-Figure Scoring	5	21	10 at Michigan State (2/12/17)
Games with a three	24	71	3 vs. Purdue (3/5/17)
Double-Doubles		1	24 pts, 10 rebs vs. #24 Northwestern (1/17/16)

► CONFROY Career Statistics

Season	G-GS	MP-MPG	FG-FGA	PCT.	3FG-FGA	PCT.	FT-FTA	PCT.	OFF	DEF	REB	AVG	PF-FO	AST	TO	BLK	STL	PTS	AVG
2014-15	36-1	453-12.6	49-129	.380	24-73	.329	17-19	.895	15	43	58	1.6	18-0	42	27	1	9	139	3.9
2015-16	35-24	1032-29.5	99-244	.406	73-179	.408	10-12	.833	46	100	146	4.2	34-0	64	44	4	32	281	8.0
2016-17	32-32	859-26.8	56-136	.412	41-108	.380	10-12	.833	33	91	124	3.9	37-0	73	26	3	41	163	5.1
CAREER	103-57	234422.8	204-509	.401	138-360	.383	37-43	.860	94	234	328	3.2	89-0	179	97	8	82	583	5.7

#14 Jenna STAITI

Center • 6-6 • Freshman • HS • Cumming, Ga. (West Forsyth High School)



► 2016-17 Season

Scored 6 points with 4 rebounds in Maryland debut (Nov. 13)...picked up first career double-double with 10 points, 14 rebounds and a block in 10 minutes vs. MDES (Nov. 16)...scored 10 points with 7 boards, 3 assists and a block vs. Mount St. Mary's (Nov. 18)...added 4 points, 4 blocks with 3 boards at Niagara (Nov. 20)...added a block and a bucket vs. #21 Arizona State (Nov. 25)...went 4-6 from the field for 9 points with 5 boards and a block vs. UMBC (Dec. 4)...added 7 points with 3 boards, an assist and a block vs. Towson

(Dec. 6)...went 2-2 from the field for 5 points with a steal vs. Saint Peter's (Dec. 8)...added a bucket, 2 boards, an assist and 2 blocks in 5 minutes at Nebraska (Jan. 4)...added a bucket and a board vs. Northwestern (Jan. 7)...added 5 points, 5 rebounds, 2 steals and a block in 10 minutes at Illinois (Jan. 26)...added an assist and 2 blocks in 5 minutes at Indiana (Feb. 5)...grabbed 2 boards in 6 minutes vs. Wisconsin (Feb. 15)...added a bucket vs. Minnesota (Feb. 26)...added 2 buckets vs. Minnesota in Big Ten Quarterfinals (March 3).

► Before MARYLAND

Earned WBCA High School All-America honors and was named the Gatorade State Player of the year for Georgia...named the No. 17 overall player by both ESPN and the Collegiate Girls Report and the No. 1 player in the state of Georgia...also ranked No. 29 player overall by the All Star Girls Report... averaged 26.2 points and 13.7 rebounds per game with 4.2 blocks and 2.3 assists as a senior...led the Wolverines to a record of 25-7 and to the program's first Class AAAAAA state semifinal appearance... finished her career with 2,623 points, 1,598 rebounds and 421 blocks, all of which are Forsyth County records...once scored 51 points in a game... named Player of the Year by the Atlanta Journal-Constitution and the Atlanta Tip-Off Club's Miss Georgia Basketball as a senior...earned First Team All-State honors as a junior and senior and Second Team as a sophomore in 2014...named the Forsyth County Player of the Year as a sophomore, junior and senior...named Region Player of the Year as a junior...named to the Naismith Second Team as a junior in 2015 and Honorable Mention as a sophomore in 2014... XL-212 Player of the Year in 2015...named to the All-Region team in all three years of her career so far...played for the Atlanta Cagers before the Georgia Metros in AAU...nationally-ranked swimmer prior to playing basketball and won a state title in swimming.

► Personal:

Parents are Jim and Sandi Staiti...mother played volleyball at Providence College from 1985-89 and father played basketball at Presbyterian and Erskine from 1978-81...has two siblings - Jimmy, who plays basketball at UNC Pembroke, and Jillian...was a nationally-ranked swimmer prior to playing basketball...was a state and sectional champion in backstroke and swam with Swim Atlanta...has only played basketball seriously since she started high school...came to Maryland to play for Coach Frese, the Maryland basketball history and the family atmosphere of the program...letter & sciences major.

► STAITI 16-17 Game-By-Game

OPPONENT	MIN	FG-A	3FG-A	FT-A	O-D-R	PF	A	TO	BLK	S	TP
UMASS-LOWELL	10	3-9	0-0	0-0	3-1-4	4	0	1	0	0	6
MDES	10	5-10	0-0	0-2	6-8-14	1	0	1	1	0	10
MOUNT ST. MARY'S	16	4-7	0-0	2-2	0-7-7	1	3	1	1	0	10
at Niagara	11	2-3	0-0	0-0	0-3-3	3	0	0	4	0	4
vs. #21 Arizona State	9	1-3	0-0	0-0	0-0-0	0	1	0	1	0	2
vs. Washington State	1	0-0	0-0	0-0	0-0-0	1	0	0	0	0	0
at #7 Louisville					DNP						
UMBC	14	4-6	0-0	1-2	1-4-5	0	1	0	1	0	9
TOWSON	10	3-5	0-0	1-2	1-2-3	1	1	0	1	0	7
SAINT PETER'S	8	2-2	0-0	1-1	0-0-0	2	0	0	0	1	5
at Loyola	1	0-0	0-0	0-0	0-0-0	0	0	0	0	0	0
at Duquesne	3	1-1	0-0	1-2	0-0-0	2	0	1	0	0	3
#1 CONNECTICUT					DNP						
at Minnesota*					DNP						
at Nebraska*	5	1-4	0-0	0-1	1-1-2	0	1	0	2	0	2
NORTHWESTERN*	5	1-2	0-0	0-0	0-1-1	0	0	0	0	0	2
PENN STATE*					DNP						
at Iowa*					DNP						
MICHIGAN*					DNP						
RUTGERS*	1	0-0	0-0	0-0	0-0-0	0	0	0	0	0	0
at Illinois*	10	2-6	0-0	1-1	3-2-5	0	0	2	1	2	5
IOWA*	1	0-1	0-0	0-0	0-0-0	0	0	0	0	0	0
at Purdue*	1	0-0	0-0	0-0	0-0-0	0	0	0	0	0	0
at Indiana*	5	0-0	0-0	0-0	0-0-0	0	1	0	2	0	0
ILLINOIS*					DNP						
at Michigan State*					DNP						
WISCONSIN*	6	0-1	0-0	0-0	1-1-2	0	0	0	0	0	0
at #12 Ohio State*					DNP						
MINNESOTA*	2	1-2	0-0	0-0	0-0-0	0	0	0	0	0	2
vs. Minnesota^	1	2-2	0-0	0-0	0-0-0	1	0	0	0	0	4
vs. Michigan State^					DNP						
vs. Purdue^	1	0-0	0-0	0-0	1-0-1	0	0	0	0	0	0

► STAITI Season/Career Highs

	SEASON HIGHS	CAREER HIGHS
POINTS		10 (2X) last vs. Mount St. Mary's (11/18/16)
REBOUNDS		14 vs. MDES (11/16/16)
FG MADE		5 vs. MDES (11/16/16)
FG ATT.		10 vs. MDES (11/16/16)
3 FG MADE		
3 FG ATT.		
FT MADE		2 vs. Mount St. Mary's (11/18/16)
FT ATT.		2 (3X) last vs. UMBC (12/4/16)
ASSISTS		3 vs. Mount St. Mary's (11/18/16)
BLOCKS		4 at Niagara (11/20/16)
STEALS		2 at Illinois (1/26/17)
MINUTES		16 vs. Mount St. Mary's (11/18/16)

► STAITI Miscellaneous Stats

CATEGORY	SEASON	CAREER	LAST TIME
Games with a block	9	9	2 at Indiana (2/5/17)
Double-Doubles	1	1	10 pts, 14 rebs vs. MDES (11/16/16)

► STAITI Career Statistics

Season	G-GS	MP-MPG	FG-FGA	PCT.	3FG-FGA	PCT.	FT-FTA	PCT.	OFF	DEF	REB	AVG	PF-FO	AST	TO	BLK	STL	PTS	AVG
2016-17	22-0	129-5.9	32-64	.500	0-0	.000	7-13	.538	17	30	47	2.1	48-0	70	55	2	24	169	5.3

2016-17 Maryland Women's Basketball



#15 Kiah GILLESPIE

Forward • 6-0 • Sophomore • 1V • Meriden, Conn (Capital Prep Magnet)

► 2016-17 Season

Added 7 points with 7 rebounds, 5 assists, 3 steals and a block in season opener (Nov. 13)...added 12 points, 8 boards vs. MDES (Nov. 16)...went 4-4 at the line for 8 points, 5 rebounds, an assist and a block vs. Mount St. Mary's (Nov. 18)...grabbed 7 boards with 2 buckets, 3 steals and a block at Niagara (Nov. 20)...hit a pair of FTs and grabbed a steal in second quarter run in win at #7 Louisville (Dec. 1)...grabbed a career-high 13 rebounds with 3 assists and a steal vs. UMBC (Dec. 4)...added 2 buckets with 5 boards, 3

assists vs. Towson (Dec. 6)...added 10 points with 3 boards, 3 assists and a steal vs. Saint Peter's (Dec. 8)...added 2 buckets with a steal and a board at Loyola (Dec. 12)...went 4-6 from the field for 8 points with 9 boards, an assist and a steal in 15 minutes at Nebraska (Jan. 4)...added 4 points, 6 boards, 2 assists and a block vs. Northwestern (Jan. 7)...scored 9 points, all in the second half, with 6 boards, 3 assists, 2 blocks and 2 steals vs. Michigan (Jan. 19)...added 7 points with 2 boards off the bench vs. Rutgers (Jan. 22)...went 4-6 from the field for 9 points, 5 boards, 2 assists and a steal at Illinois (Jan. 26)...added 2 buckets with 3 boards at Indiana (Feb. 5)...added 5 points with 2 boards and 2 assists in 8 minutes vs. Illinois (Feb. 9)...went 3-5 from the field for 6 points in 8 minutes vs. Wisconsin (Feb. 15)...went 5-6 from the field for 10 points with an assist, a block and a steal in 7 minutes vs. Minnesota (Feb. 26).

► Before MARYLAND

Named a McDonald's and Parade All-American...rated the No. 14 overall player by Prospect Nation, No. 24 by the All Star Girls Report and Collegiate Girls Basketball Report and No. 27 by ESPN's Hoop Gurlz...the No. 2 player at her position by Prospect Nation... averaged 22.4 points, 10.3 rebounds, 3.8 assists, 2.1 steals and two blocks per game as a junior in 2014 and reached 1,000 points in three years...Gatorade State Player of the Year twice...and voted the No. 1 player in the state by GameTime CT... named the New Haven Register Player of the Year as a senior...New Haven Register All-State selection, CHSCA All-State, All-Constitution State Conference and team's co-MVP... led the Trailblazers to back-to-back state championships in sophomore and junior season...team went 27-0 in her junior year...named Student-Athlete of the Year as a junior and Team MVP in her first three years of high school...Capital Prep was voted the No. 1 team in Connecticut in the final Gametime CT Top 10 poll... named MVP of Rose Classic League in New York City in 2014...with her AAU team, named to the All-Tournament Team for Adidas Nationals, ATL Summer Slam, Boo Williams, Battle in the Boro, Run of the Roses and Gym Ratz tournaments.

► Personal

Kiah Gillespie...parents are Levy and Martina Gillespie...has two siblings, Levy and Syre... came to Maryland because it is a great school and the family atmosphere...psychology major...wants to become a college coach.

GILLESPIE 16-17 Game-By-Game

OPPONENT	MIN	FG-A	3FG-A	FT-A	O-D-R	PF	A	TO	BLK	S	TP
UMASS-LOWELL	18	3-6	1-1	0-0	2-5-7	2	5	2	1	3	7
MDES	17	4-9	0-1	4-4	4-4-8	2	0	2	0	0	12
MOUNT ST. MARY'S	14	2-4	0-0	4-4	3-2-5	0	1	1	0	1	8
at Niagara	16	2-4	0-1	0-0	3-4-7	3	1	1	1	3	4
vs. #21 Arizona State	8	0-1	0-0	0-0	0-0-0	3	1	1	0	0	0
vs. Washington State	1	0-0	0-0	0-0	0-0-0	1	0	0	0	0	0
at #7 Louisville	2	0-2	0-0	2-2	1-0-1	0	0	0	0	1	2
UMBC	20	1-5	0-0	0-0	6-7-13	1	3	2	0	1	2
TOWSON	19	2-8	0-2	0-0	3-2-5	0	3	0	0	0	4
SAINT PETER'S	12	3-6	0-0	4-6	2-1-3	1	3	0	0	1	10
at Loyola	10	2-5	0-0	0-0	1-0-1	0	0	0	0	1	4
at Duquesne	5	0-1	0-0	2-4	0-0-0	1	0	1	0	0	2
#1 CONNECTICUT					DNP						
at Minnesota*	1	1-2	0-0	0-0	0-0-0	0	0	0	0	0	2
at Nebraska*	15	4-6	0-1	0-0	3-6-9	2	1	1	0	1	8
NORTHWESTERN*	13	1-2	0-1	2-2	2-4-6	0	2	0	1	0	4
PENN STATE*	1	0-0	0-0	0-0	0-0-0	0	0	0	0	0	0
at Iowa*	2	0-2	0-0	0-0	0-0-0	0	0	0	0	0	0
MICHIGAN*	18	4-6	1-2	0-1	3-3-6	1	3	2	2	2	9
RUTGERS*	14	3-5	0-0	1-1	2-0-2	2	0	2	0	0	7
at Illinois*	19	4-6	0-0	1-2	0-5-5	0	2	0	0	1	9
IOWA*	3	1-1	0-0	0-0	1-0-1	2	0	1	0	0	2
at Purdue*	4	0-0	0-0	0-0	0-0-0	0	0	0	0	0	0
at Indiana*	8	2-3	0-0	0-0	1-2-3	2	0	0	0	0	4
ILLINOIS*	8	2-3	0-0	1-1	2-0-2	1	2	0	0	0	5
at Michigan State*	1	0-0	0-0	0-0	0-0-0	0	0	0	0	0	0
WISCONSIN*	8	3-5	0-2	0-0	0-0-0	1	0	2	0	0	6
at #12 Ohio State*	1	0-0	0-0	0-0	0-0-0	0	0	0	0	0	0
MINNESOTA*	7	5-6	0-0	0-0	0-0-0	2	1	0	1	1	10
vs. Minnesota ^a	5	0-1	0-0	1-2	0-0-0	0	0	1	0	0	1
vs. Michigan State ^a					DNP						
vs. Purdue ^a	1	0-1	0-0	0-0	0-0-0	0	0	0	0	0	0

► GILLESPIE Season/Career Highs


	SEASON HIGHS	CAREER HIGHS
POINTS	12 vs. MDES (11/16/16)	19 vs. High Point (11/18/15)
REBOUNDS	13 vs. UMBC (12/4/16)	13 vs. UMBC (12/4/16)
FG MADE	5 vs. Minnesota (2/26/17)	8 vs. High Point (11/18/15)
FG ATT.	9 vs. MDES (11/16/16)	15 vs. Loyola (12/8/15)
3 FG MADE	1 (2X) last vs. Michigan (1/19/17)	3 vs. Detroit (11/20/15)
3 FG ATT.	2 (3X) last vs. Wisconsin (2/15/17)	7 vs. Detroit (11/20/15)
FT MADE	4 (3X) last vs. Saint Peter's (12/8/16)	4 (4X) last vs. Saint Peter's (12/8/16)
FT ATT.	6 vs. Saint Peter's (12/8/16)	6 (2X) last vs. Saint Peter's (12/8/16)
ASSISTS	5 vs. UMass-Lowell (11/13/16)	5 (2X) last vs. UMass-Lowell (11/13/16)
BLOCKS	2 vs. Michigan (1/19/17)	2 vs. Michigan (1/19/17)
STEALS	3 (2X) last at Niagara (11/20/16)	3 (3X) last at Niagara (11/20/16)
MINUTES	20 vs. UMBC (12/4/16)	27 vs. Pitt (11/28/15)

► GILLESPIE Career Statistics

Season	G-GS	MP-MPG	FG-FGA	PCT.	3FG-FGA	PCT.	FT-FTA	PCT.	OFF	DEF	REB	AVG	PF-FO	AST	TO	BLK	STL	PTS	AVG
2015-16	34-9	369-10.9	69-174	.397	12-44	.273	23-33	.697	33	63	96	2.8	46-0	25	32	11	18	173	5.1
2016-17	30-0	268-8.9	49-103	.476	2-11	.182	22-29	.759	39	45	84	2.8	27-0	28	19	6	16	122	4.1
CAREER	64-9	637-10.0	118-277	.426	14-55	.255	45-62	.726	72	108	180	2.8	73-0	53	51	17	34	295	4.6

#20 EleannaCHRISTINAKI

Guard • 6-0 • Sophomore • 1V • Athens, Greece (Moraitis School/Florida)



- All-SEC Freshman Team (2016)
- Preseason All-SEC Team (2016)
- SEC Freshman of the Week (3X)

► BeforeMARYLAND

Played first season and a half at Florida...during her nine appearances with the Gators in 2016-17, averaged 17.6 points, 4.7 rebounds, 3.0 assists, and 1.3 three-pointers made per game, as they earned a Top-25 ranking...led the team in scoring and was second in assists...notched her career-high 29 points

at Chattanooga in November...named to the All-SEC Preseason Second Team...in 2015-16, named to the All-SEC Freshman Team as she averaged 10.4 points and led the team with 3.4 assists per game...helped lead the Gators to an NCAA Tournament bid...played in all 31 games and started in 28 in her rookie season...picked up season highs of 22 points vs. Vanderbilt and 11 assists vs. then-No. 12 Kentucky...scored in double figures in 17 games and was named SEC Freshman of the Week three times.

► CHRISTINAKI16-17 Game-By-Game

OPPONENT	MIN	FG-A	3FG-A	FT-A	O-D-R	PF	A	TO	BLK	S	TP
vs. South Alabama	29*	5-13	1-4	5-6	3-2-5	2	5	7	0	3	16
at Chattanooga	36*	13-24	2-6	1-2	5-4-9	0	1	4	0	2	29
vs. Temple	36*	8-20	2-6	3-4	2-5-7	1	4	1	0	0	21
at Arkansas State	22*	8-17	2-6	5-5	2-4-6	5	1	2	0	0	23
at Northwestern	31*	6-16	1-6	2-2	1-1-2	1	5	3	0	0	15
vs. Wofford	26*	8-12	2-4	2-2	0-3-3	0	1	0	0	0	20
vs. Long Beach State	20*	3-8	1-3	0-0	0-2-2	4	5	3	0	0	7
at #24 Arizona State	34*	7-14	1-5	3-4	0-4-4	3	1	4	0	1	18
at #7 Florida State	35*	3-14	0-2	3-6	0-4-4	2	4	6	0	1	9

► CHRISTINAKISeason/Career Highs

	SEASON HIGHS	CAREER HIGHS
POINTS		29 at Chattanooga (11/14/16)
REBOUNDS		10 vs. UCF (12/30/15)
FG MADE		13 at Chattanooga (11/14/16)
FG ATT.		24 at Chattanooga (11/14/16)
3 FG MADE		2 (8X) last vs. Wofford (11/30/16)
3 FG ATT.		6 (4X) last at Northwestern (11/25/16)
FT MADE		6 (3X) last vs. Vanderbilt (2/18/16)
FT ATT.		11 vs. Vanderbilt (2/18/16)
ASSISTS		11 vs. #12 Kentucky (1/31/16)
BLOCKS		2 vs. Vanderbilt (2/18/16)
STEALS		4 vs. #6 Florida State (11/16/15)
MINUTES		37 at Arkansas (1/28/16)

► CHRISTINAKIMiscellaneous Stats

CATEGORY	SEASON CAREER	LAST TIME
Double-Figure Scoring	24	18 at #24 Arizona State (12/4/16)
Double-Doubles	2	12 pts, 11 asts at #12 Kentucky (1/31/16)

► CHRISTINAKICareer Statistics

Season	G-GS	MP-MPG	FG-FGA	PCT.	3FG-FGA	PCT.	FT-FTA	PCT.	OFF	DEF	REB	AVG	PF-FO	AST	TO	BLK	STL	PTS	AVG
2015-16	31-28	760-24.5	118-275	.429	24-80	.300	63-89	.708	45	55	100	3.2	58-2	106	98	4	41	323	10.4
2016-17	9-9	269-29.9	61-138	.442	12-42	.286	24-31	.774	13	29	42	4.7	18-1	27	30	0	7	158	17.6
CAREER	40-37	1029-25.7	179-413	.433	36-122	.295	87-120	.725	58	84	142	3.6	76-3	133	128	4	48	481	12.0

2016-17 Maryland Women's Basketball

#21 Sarah MYERS

Guard • 6-0 • Freshman • HS • Cumming, Ga. (South Forsyth High School)



► 2016-17 Season

Scored 2 points with 2 steals in Maryland debut (Nov. 13)...led the Terps with 9 assists, 6 points, 6 rebounds off the bench vs. MDES (Nov. 16)...hit 2 threes for 6 points with 2 steals, a rebound and an assist vs. Mount St. Mary's (Nov. 18)...added 5 points and a steal at Niagara (Nov. 20)...grabbed 4 boards and added 2 assists vs. #21 Arizona State (Nov. 25)...grabbed a rebound in 4 minutes at #7 Louisville (Dec. 1)...dished 3 assists with 1 rebounds and a bucket vs. UMBC (Dec. 4)...added a bucket, 3 assists and a block vs. Towson

(Dec. 6)...grabbed 3 boards with an assist, a steal and a bucket vs. Saint Peter's (Dec. 8)...grabbed 3 boards with an assist and a steal at Duquesne (Dec. 21)...added a rebound and a bucket at Nebraska (Jan. 4)...grabbed 2 boards in win over Rutgers (Jan. 22)...hit a three for 5 points, 2 boards, an assist and a steal at Illinois (Jan. 26)...added 2 blocks in 5 minutes at Indiana (Feb. 5)...added 2 buckets, 2 boards and a steal vs. Wisconsin (Feb. 15)...added an assist vs. Minnesota in Big Ten Quarterfinals (March 3)...dished 2 assists with a rebound and a steal in 5 minutes vs. Michigan State in the Big Ten Semifinals (March 4).

► Before MARYLAND

Ranked No. 92 overall player by the All Star Girls Report...2016 McDonald's All-American nominee...four-year starter at South Forsyth...averaged 23 points, 6 rebounds, 5 assists and 3 steals as a senior...averaged 20.5 points for career and finished with 2,350...holds all-time scoring record at South Forsyth...led team to four straight 20 win seasons, including a trip to the Final Four, beating three top 10 teams along the way...team earned record of 91-25 in her four years...scored career-high 37 points against No. 5 team in Georgia...team won Region 6-AAAAAA title and she was named Tournament MVP as a junior...named to the 2015 Naismith All-Metro Third Team...earned Atlanta Journal-Constitution First Team All-State in 2016, Second Team in 2014 and 2015...named Region 6-AAAAAA Player of the Year in 2016 and was Forsyth County Player of the Year in 2014...named First Team All-Region all four years...named Georgia Coaches Writers Association First Team as a sophomore, junior and senior...won two regular season Championships and one Region 6-AAAAAA Tournament Championship (named MVP) and had a 56-12 Region record in her four years...team was undefeated (17-0) until an injury in her last region game as a senior...named the 2014 Forsyth County Tip-Off Club Player of the Year...2015, 2014, 2013 Offensive Player of the Year at South Forsyth...named to 2013 All County Team by Forsyth County Tip-Off Club...sophomore, junior, senior...named to the 2014 All Tournament Team at the CresCom Bank Invitational in Myrtle Beach. the 2013 MVP of the Holiday on the Hardwoods Tournament in Cherokee, N.C., 2014, 2013, 2012 Player of the Month, December by the Forsyth County Tip-Off Club.. the 2015, 2014 XL-212 MVP South Forsyth HS...the 2015 GACA All-State Girls Basketball Team-North... member of the National Honor Society with a 4.1 GPA.

► Personal:

Parents are Jeffery and Deborah Myers...has two siblings - Rachel and J.T...both parents played basketball at West Georgia...came to Maryland for the academic excellence and to play for Coach Frese...kinesiology major.

► MYERS 16-17 Game-By-Game

OPPONENT	MIN	FG-A	3FG-A	FT-A	O-D-R	PF	A	TO	BLK	S	TP
UMASS-LOWELL	13	1-3	0-1	0-0	0-0-0	2	0	1	0	2	2
MDES	24	3-5	0-0	0-0	0-6-6	3	9	1	0	0	6
MOUNT ST. MARY'S	14	2-5	2-3	0-0	0-1-1	1	1	1	0	2	6
at Niagara	7	1-2	1-2	2-2	0-1-1	0	0	0	0	1	5
vs. #21 Arizona State	14	0-3	0-1	0-0	1-3-4	2	2	0	0	0	0
vs. Washington State					DNP						
at #7 Louisville	4	0-0	0-0	0-0	0-1-1	0	0	0	0	0	0
UMBC	17	1-4	0-2	0-0	0-1-1	0	3	2	0	0	2
TOWSON	19	1-3	0-1	0-0	0-0-0	1	3	1	1	1	2
SAINT PETER'S	10	1-1	0-0	0-0	0-3-3	3	1	0	0	1	2
at Loyola	3	0-0	0-0	0-0	0-0-0	0	0	2	0	0	0
at Duquesne	12	0-1	0-0	0-0	0-3-3	0	1	0	0	1	0
#1 CONNECTICUT					DNP						
at Minnesota*	1	0-0	0-0	0-0	0-0-0	0	0	0	0	0	0
at Nebraska*	10	1-2	0-0	0-0	1-0-1	0	0	0	0	0	2
NORTHWESTERN*	3	0-1	0-0	0-0	0-0-0	1	0	0	0	0	0
PENN STATE*					DNP						
at Iowa*					DNP						
MICHIGAN*					DNP						
RUTGERS*	2	0-1	0-1	1-2	0-2-2	0	0	2	0	0	1
at Illinois*	12	1-3	1-3	2-4	1-1-2	3	1	1	0	1	5
IOWA*	1	0-0	0-0	0-0	0-0-0	0	0	0	0	0	0
at Purdue*	3	0-0	0-0	0-0	0-0-1	0	0	0	0	0	0
at Indiana*	5	0-1	0-0	0-0	0-0-0	1	0	1	2	0	0
ILLINOIS*	1	0-0	0-0	0-0	0-1-1	0	0	1	0	0	0
at Michigan State*					DNP						
WISCONSIN*	12	2-2	0-0	0-0	0-2-2	0	0	0	0	1	4
at #12 Ohio State*					DNP						
MINNESOTA*	6	0-0	0-0	0-0	0-0-0	0	0	0	0	0	0
vs. Minnesota^	1	0-0	0-0	0-0	0-0-0	0	1	0	0	0	0
vs. Michigan State^	5	0-0	0-0	0-0	0-1-1	0	2	0	0	1	0
vs. Purdue^	2	0-1	0-0	0-0	0-0-0	0	0	0	0	0	0

► MYERS Season/Career Highs

	SEASON HIGHS	CAREER HIGHS
POINTS		6 (2X) last vs. Mount St. Mary's (11/18/16)
REBOUNDS		6 vs. MDES (11/16/16)
FG MADE		3 vs. MDES (11/16/16)
FG ATT.		5 (2X) last vs. Mount St. Mary's (11/18/16)
3 FG MADE		2 vs. Mount St. Mary's (11/18/16)
3 FG ATT.		3 (2X) last at Illinois (1/26/17)
FT MADE		2 (2X) last at Illinois (1/26/17)
FT ATT.		4 at Illinois (1/26/17)
ASSISTS		9 vs. MDES (11/16/16)
BLOCKS		2 at Indiana (2/5/17)
STEALS		2 (2X) last vs. Mount St. Mary's (11/18/16)
MINUTES		24 vs. MDES (11/16/16)


► MYERS Career Statistics

Season	G-GS	MP-MPG	FG-FGA	PCT.	3FG-FGA	PCT.	FT-FTA	PCT.	OFF	DEF	REB	AVG	PF-FO	AST	TO	BLK	STL	PTS	AVG
2016-17	25-0	201-8.0	14-38	.368	4-14	.286	5-8	.625	3	27	30	1.2	18-0	24	13	3	10	37	1.5

2016-17 Maryland Women's Basketball

#22 Blair WATSON

Guard • 6-0 • Freshman • HS • Nutley, N.J. (Nutley High School)



► 2016-17 Season

Added 2 points, 6 rebounds, 5 steals and 3 assists in Maryland debut (Nov. 13)...went 4-5 from the field for 9 points with 4 steals, 3 rebounds and an assist vs. Mount St. Mary's (Nov. 18)...added 2 points, 3 assists, 3 rebounds and 2 steals at Niagara (Nov. 20)...grabbed 3 boards in win over #21 Arizona State (Nov. 25)...hit 3 key free throws with 5 boards and 2 assists vs. Washington State (Nov. 26)...hit two threes for 10 points with 3 boards, 3 assists, 3 steals vs. UMBC (Dec. 4)...added 10 points with 2 threes, 6 steals, 3 boards,

3 assists and a block vs. Towson (Dec. 6)...hit 2 threes with an assist and a block vs. Saint Peter's (Dec. 8)...grabbed 3 boards with 2 blocks and 3 steals at Loyola (Dec. 12)...added a three with 2 boards, 3 assists and a block at Duquesne (Dec. 21)...nabbed a big steal and a score just before halftime with a rebound vs. #1 Connecticut (Dec. 29)...hit 2 threes for 8 points with 2 steals, a rebound and an assist at Nebraska (Jan. 4)...grabbed 2 boards and 2 steals vs. Northwestern (Jan. 7)...added 5 points, 6 boards, 2 blocks in 20 minutes at Illinois (Jan. 26)...grabbed 2 boards with a steal vs. Iowa (Jan. 29)...grabbed 2 rebounds with an assist and a block at Indiana (Feb. 5)...went 4-9 from the field with 2 threes for 10 points, 2 boards, 2 blocks in 21 minutes vs. Wisconsin (Feb. 15)...grabbed a career-high 7 boards with 5 points in 15 minutes off the bench at #12 Ohio State (Feb. 20)...sunk a three, grabbed 2 boards, added 2 assists and a block in 10 minutes vs. Minnesota (Feb. 26)...dished 3 assists and grabbed a rebound vs. Minnesota in Big Ten Quarterfinals (March 3)...grabbed a rebound and added an assist in Big Ten Championship game (March 5).

► Before MARYLAND

2016 McDonald's All-American...also named a WBCA High School All-American...named the No. 28 overall player by both ESPN and the Collegiate Girls Report and No. 24 by the All Star Girls Report...NJ.com Girls Basketball Player of the Year as a senior...averaged 24.7 points and 14.7 rebounds, scoring over 30 points in four games, including one game with 48 points and 22 rebounds...Nutley's all-time leading scorer with 2,127 career points... earned All-Conference and First Team All-American Division in all four years of her career...team won sectionals in her junior year.

► Personal:

Parents are Nicole Colley and Eugene Malcolm Watson II...chose Maryland because it was the perfect distance from home, the championship level of play and the great family environment... would like to play professionally one day...letters & sciences major.

► WATSON 16-17 Game-By-Game

OPPONENT	MIN	FG-A	3FG-A	FT-A	O-D-R	PF	A	TO	BLK	S	TP
UMASS-LOWELL	22	1-9	0-6	0-0	4-2-6	1	3	0	1	5	2
MDES	17	1-4	0-3	0-0	2-1-3	2	1	1	1	0	2
MOUNT ST. MARY'S	15	4-5	1-1	0-0	0-3-3	0	1	2	0	4	9
at Niagara	18	1-6	0-4	0-0	1-2-3	3	3	0	0	2	2
vs. #21 Arizona State	13	0-1	0-1	0-0	3-0-3	2	0	0	0	0	0
vs. Washington State	12	0-2	0-2	3-4	1-4-5	1	2	0	0	0	3
at #7 Louisville	2	0-1	0-1	0-0	0-0-0	0	0	0	0	0	0
UMBC	20	4-9	2-6	0-0	0-3-3	0	3	2	0	3	10
TOWSON	24	4-10	2-7	0-0	2-1-3	3	3	3	1	6	10
SAINT PETER'S	17	2-4	2-4	0-0	0-0-0	1	1	0	1	0	6
at Loyola	11	0-3	0-2	1-2	1-2-3	0	0	2	2	3	1
at Duquesne	15	1-2	1-2	0-0	1-1-2	0	3	0	1	0	3
#1 CONNECTICUT	4	1-3	0-2	0-0	0-1-1	2	0	0	0	1	2
at Minnesota*	4	0-1	0-1	0-0	0-1-1	0	0	0	0	0	0
at Nebraska*	10	3-6	2-3	0-0	1-0-1	3	1	1	0	2	8
NORTHWESTERN*	6	0-1	0-1	1-2	0-2-2	1	0	0	0	2	1
PENN STATE*	2	0-1	0-1	0-0	0-1-1	1	0	0	0	0	0
at Iowa*					DNP						
MICHIGAN*					DNP						
RUTGERS*	5	0-0	0-0	1-2	0-0-0	1	0	0	0	0	1
at Illinois*	20	2-5	1-4	0-0	1-5-6	1	0	1	2	0	5
IOWA*	3	0-0	0-0	0-0	0-2-2	0	0	0	0	1	0
at Purdue*					DNP						
at Indiana*	7	0-0	0-0	0-0	0-2-2	1	1	1	1	0	0
ILLINOIS*					DNP						
at Michigan State*					DNP						
WISCONSIN*	21	4-9	2-5	0-0	1-1-2	1	0	1	2	0	10
at #12 Ohio State*	15	2-7	1-4	0-0	5-2-7	5	0	0	0	0	5
MINNESOTA*	10	1-3	1-2	0-0	2-0-2	1	2	3	1	0	3
vs. Minnesota ^A	10	0-2	0-0	0-0	0-1-1	0	3	0	0	0	0
vs. Michigan State ^A	1	0-0	0-0	1-2	0-0-0	0	0	0	0	0	1
vs. Purdue ^A	5	0-1	0-1	0-0	0-1-1	1	1	1	0	0	0

► WATSON Season/Career Highs

SEASON HIGHS	CAREER HIGHS
POINTS	10 (3X) last vs. Wisconsin (2/15/17)
REBOUNDS	7 at #12 Ohio State (2/20/17)
FG MADE	4 (4X) last vs. Wisconsin (2/15/17)
FG ATT.	10 vs. Towson (12/6/16)
3 FG MADE	2 (5X) last vs. Wisconsin (2/15/17)
3 FG ATT.	7 vs. Towson (12/6/16)
FT MADE	3 vs. Washington State (11/26/16)
FT ATT.	4 vs. Washington State (11/26/16)
ASSISTS	3 (4X) last vs. Towson (12/6/16)
BLOCKS	2 (3X) last vs. Wisconsin (2/15/17)
STEALS	6 vs. Towson (12/6/16)
MINUTES	24 vs. Towson (12/6/16)

► WATSON Career Statistics

Season	G-GS	MP-MPG	FG-FGA	PCT.	3FG-FGA	PCT.	FT-FTA	PCT.	OFF	DEF	REB	AVG	PF-FO	AST	TO	BLK	STL	PTS	AVG
2016-17	27-0	309-11.4	31-95	.326	15-63	.238	7-12	.583	25	38	63	2.3	31-1	28	18	13	29	84	3.1

#24 Stephanie JONES

Forward • 6-2 • Freshman • HS • Havre de Grace, Md. (Aberdeen High School)



► 2016-17 Season

Scored 7 points with a rebound in Maryland debut (Nov. 13)...went 4-4 from the field for 8 points in 7 minutes vs. MDES (Nov. 16)...added 4 points with 4 rebounds, 2 assists and a block vs. Mount St. Mary's (Nov. 18)...added 4 points, 3 boards at Niagara (Nov. 20)...went 4-6 from the field for 8 points with 2 boards in 7 minutes vs. #21 Arizona State (Nov. 25)...went 2-2 from the field for 5 points with a rebound in win over #7 Louisville (Dec. 1)...scored 6 points with a steal vs. UMBC (Dec. 4)...added 3 points with 3 buckets and a

steal vs. Towson (Dec. 6)...went 3-3 from the field for 7 points with 4 boards in 11 minutes at Loyola (Dec. 12)...grabbed 5 boards with 6 points and 2 steals at Duquesne (Dec. 21)...added a key bucket in the Terps' run in the fourth quarter vs. #1 Connecticut (Dec. 29)...added a bucket and grabbed 2 boards in win at Minnesota (Jan. 1)...went 4-7 from the field for 8 points with 2 boards and a steal at Nebraska (Jan. 4)...added a bucket, a rebound and an assist in 5 minutes vs. Northwestern (Jan. 7)...added a bucket, 3 rebounds at Iowa (Jan. 14)...added 6 points, a board and a block at Illinois (Jan. 26)...added 4 points with an assist and a rebound in 8 minutes vs. Iowa (Jan. 29)...grabbed 3 boards with a bucket at Purdue (Feb. 2)...added 2 buckets with a rebound and an assist at Indiana (Feb. 5)...added 4 points with 6 boards, an assist and a steal in 14 minutes vs. Illinois (Feb. 9)...added 5 points with 3 boards, 2 steals at Michigan State (Feb. 12)...grabbed 5 boards with an assists and a steal vs. Wisconsin (Feb. 15)...went 3-5 from the field for 6 points with 2 steals and a rebound vs. Minnesota (Feb. 26)...added a key third quarter bucket with 2 rebounds vs. Michigan State in the Big Ten Semifinals (March 4)...went 3-4 from the field for 6 points in 8 minutes in Big Ten Championship game (March 5).

► Before MARYLAND

Named to Naismith Trophy Watch List...named the No. 51 overall player by both ESPN and the Collegiate Girls Report and No. 35 by the All Star Girls Report...helped lead Aberdeen to AAA State Title as a freshman and as a junior...suffered torn ACL in January of her senior year...averaged 28.4 points, 12 rebounds, 6.3 assists, 3.7 steals, 2 blocks per game as a senior...averaged 19.5 points and 12 rebounds as a junior...scored 1451 points through three years...once scored 46 points during sophomore season...named First Team All-Metro, First Team All-Harford County in all three years...named to 695 Hoops First Team as a sophomore and junior and named 695 Freshman of the Year in 2013...made USA Today First Team All-State as a junior, Second Team as a sophomore and Honorable Mention as a sophomore...made Title IX All-Tournament Team in 2015, All-Tournament Mayors Academy and First Team IAABO Christmas Tournament in 2014...UCBAC Player of the Year in 2013...named to USJN 16U All-Tournament Team in 2014...helped Fairfax Stars to USJN 13U national title in 2011 and 12U national title in 2010.

► Personal:

Parents are Michael and Sanciarhea Jones...has three siblings - Jarred, Brionna and Jordan...mother played college volleyball at East Texas State, father played college basketball at Hartford and brother, Jarred, plays college basketball at Loyola (Md.)...came to Maryland to be a part of an elite program and the opportunity to win a national championship...wants to play professionally...kinesiology major.

► JONES 16-17 Game-By-Game

OPPONENT	MIN	FG-A	3FG-A	FT-A	O-D-R	PF	A	TO	BLK	S	TP
UMASS-LOWELL	8	3-5	0-0	1-1	0-1-1	2	0	0	0	0	7
MDES	7	4-4	0-0	0-1	1-0-1	0	1	0	0	1	8
MOUNT ST. MARY'S	11	2-3	0-0	0-0	1-3-4	1	2	0	1	0	4
at Niagara	9	2-5	0-0	0-3	2-1-3	3	1	0	0	0	4
vs. #21 Arizona State	7	4-6	0-0	0-0	1-1-2	1	0	0	0	0	8
vs. Washington State	13	2-4	0-0	0-0	1-1-2	1	0	0	0	0	4
at #7 Louisville	11	2-2	0-0	1-2	0-1-1	0	0	0	0	0	5
UMBC	15	2-5	0-0	2-2	0-0-0	3	0	1	0	1	6
TOWSON	10	1-3	0-0	1-2	1-2-3	3	0	1	0	1	3
SAINT PETER'S	4	0-1	0-0	0-0	1-0-1	0	0	0	0	1	0
at Loyola	11	3-3	0-0	1-3	2-2-4	0	0	1	0	0	7
at Duquesne	16	3-5	0-0	0-0	3-2-5	0	0	2	0	2	6
#1 CONNECTICUT	11	1-2	0-0	0-0	0-0-0	1	1	0	0	0	2
at Minnesota*	8	1-3	0-0	1-2	1-1-2	1	0	0	0	0	3
at Nebraska*	13	4-7	0-0	0-1	0-2-2	1	0	0	0	1	8
NORTHWESTERN*	5	1-1	0-0	0-0	1-0-1	2	1	0	0	0	2
PENN STATE*	2	1-1	0-0	0-0	1-0-1	0	0	0	0	0	2
at Iowa*	5	1-4	0-0	0-0	2-1-3	1	0	1	0	0	2
MICHIGAN*					DNP						
RUTGERS*	1	0-0	0-0	1-2	0-0-0	0	0	0	0	1	1
at Illinois*	7	2-3	0-0	2-4	1-0-1	0	0	1	1	1	6
IOWA*	8	1-2	0-0	2-2	0-1-1	2	1	1	0	0	4
at Purdue*	7	1-2	0-0	0-0	2-1-3	1	0	0	0	0	2
at Indiana*	7	2-2	0-0	0-0	1-0-1	1	1	2	0	0	4
ILLINOIS*	14	2-4	0-0	0-0	2-4-6	2	1	1	0	1	4
at Michigan State*	17	2-4	0-0	1-4	2-1-3	3	0	1	0	2	5
WISCONSIN*	14	0-2	0-0	1-2	1-4-5	1	1	0	0	1	1
at #12 Ohio State*	5	0-0	0-0	0-0	0-0-0	0	0	0	0	0	0
MINNESOTA*	10	3-5	0-0	0-0	1-0-1	1	0	0	0	2	6
vs. Minnesota^	5	0-1	0-0	0-0	0-0-0	2	0	0	0	0	0
vs. Michigan State^	14	1-1	0-0	0-0	0-2-2	0	0	0	0	0	2
vs. Purdue^	8	3-4	0-0	0-0	1-0-1	0	0	0	0	0	6

► JONES Season/Career Highs

SEASON HIGHS	CAREER HIGHS
POINTS	8 (3X) last at Nebraska (1/4/17)
REBOUNDS	6 vs. Illinois (2/9/17)
FG MADE	4 (3X) last at Nebraska (1/4/17)
FG ATT.	7 at Nebraska (1/4/17)
3 FG MADE	
3 FG ATT.	
FT MADE	2 (3X) last vs. Iowa (1/29/17)
FT ATT.	4 (2X) last at Michigan State (2/12/17)
ASSISTS	2 vs. Mount St. Mary's (11/18/16)
BLOCKS	1 vs. Mount St. Mary's (11/18/16)
STEALS	2 (2X) last vs. Minnesota (2/26/17)
MINUTES	17 at Michigan State (2/12/17)

► JONES Career Statistics

Season	G-GS	MP-MPG	FG-FGA	PCT.	3FG-FGA	PCT.	FT-FTA	PCT.	OFF	DEF	REB	AVG	PF-FO	AST	TO	BLK	STL	PTS	AVG
2016-17	31-0	283-9.1	54-94	.574	0-0	.000	14-31	.452	29	31	60	1.9	33-0	10	12	2	14	122	3.9

#32 Shatori WALKER-KIMBROUGH

Guard • 5-11 • Senior • 3V • Aliquippa, Pa. (Hopewell High School)



- Preseason All-Big Ten (2015, 2016)
- ESPNW Third Team All-American (2016)
- Spokane Regional MOP (2015)
- AP All-America Honorable Mention (2015)
- All-Big Ten First Team (2015, 2016, 2017)
- Naismith National Player of the Week (2/14/17)
- Big Ten Player of the Week (12/7/15; 2/29/16; 2/13/17)
- All-Big Ten Defensive Team (2016, 2017)
- Big Ten Tournament MOP (2016)
- All-Big Ten Tournament Team (2017)

- Big Ten Player of the Week Honor Roll (11/24/14; 12/16/14; 1/5/15; 11/23/15; 12/14/15; 2/8/16; 1/9/17; 2/20/17; 2/27/17)
- Senior CLASS Award Finalist (2017)

► 2016-17 Season

Named to the Preseason All-Big Ten Team, ESPNW's No. 4 Player in the Country...Senior CLASS Award finalist...earned unanimous All-Big Ten First Team and All-Big Ten Defensive Team honors...scored 15 points with 2 rebounds, 3 assists and 2 steals in season opener (Nov. 13)...went 7-9 from the field, 4-5 from outside, for 19 points with 4 boards vs. MDES (Nov. 16)...added 10 points with 6 assists, 4 steals and 2 rebounds vs. Mount St. Mary's (Nov. 18)...went 4-6 from outside for 16 points with 4 assists and 3 steals at Niagara (Nov. 20)...went 9-14 from the floor for 20 points, 5 boards, 3 steals, 2 assists vs. #21 Arizona State (Nov. 25)...went 9-9 from the line for 15 points with 2 boards and 3 assists vs. Washington State (Nov. 26)...named to the South Point Shootout All-Tournament Team...went 9-9 at the line and led team with 26 points, 3 assists, 3 blocks in win at #7 Louisville (Dec. 1)...scored 9 points with 3 assists and a steal vs. UMBC (Dec. 4)...added 19 points off 7-8 shooting, 2 threes, 3 assists, 2 steals and a block vs. Towson (Dec. 6)...scored 16 points with 2 boards, 2 assists vs. Saint Peter's (Dec. 8)...added 17 points with 4 boards, 5 assists, 2 steals and a block at Loyola (Dec. 12)...scored 17 points with 5 boards, 5 assists, 2 steals in homecoming game at Duquesne (Dec. 21)...added 10 points with 5 assists, 4 boards and a block vs. #1 Connecticut (Dec. 29)...added 22 points, including a 7-0 run herself late in the second half, with a career-high 10 assists, 2 boards, 4 steals at Minnesota (Jan. 1)...went 7-11 from the field with 3 threes for a team-high 19 points, 7 boards, 3 assists and 3 steals at Nebraska (Jan. 4)...led team with 18 points, 3 steals, 3 boards and an assist vs. Northwestern (Jan. 7)...added 16 points with 4 boards, 2 assists, 2 blocks and a steal vs. Penn State (Jan. 11)...scored 22 points, 20 in the second half, with 5 assists, 4 boards, two steals and just 1 turnover at Iowa (Jan. 14)...added 17 points with 8 boards, 4 assists, 3 blocks and 3 steals in win over Michigan (Jan. 19)...added 17 points with 6 boards, 3 assists, 2 steals and 2 blocks vs. Rutgers (Jan. 22)...scored 14 points with 9 boards, 2 assists, a block and steal at Illinois (Jan. 26)...scored 18 points with 5 boards, 4 assists, 2 steals and a block vs. Iowa (Jan. 29)...added 12 points with 3 boards, 2 steals, 2 assists and a block at Purdue (Feb. 2)...led Terps with 23 points, including a 70-foot shoot at end of the third, with 4 boards, 2 assists and a block at Indiana (Feb. 5)...went 10-19 from the field for season-high 29 points off 6 threes, 5 boards, 6 assists and 3 steals vs. Illinois (Feb. 9)...went 9-18 from the floor with 3 threes for 24 points, 4 boards, 3 assists and a steal at Michigan State (Feb. 12)...named Naismith National and Big Ten Player of the Week (Feb. 13)...went 8-9 from the field for 22 points with 5 steals, 3 boards, 2 assists vs. Wisconsin (Feb. 15)...hit 4 threes for 29 points with 5 assists, 5 boards, 3 steals and 2 blocks at #12 Ohio State...became fifth Terp to reach 2,000 career points in that game (Feb. 20)...went 10-17 for 27 points with 6 assists, 3 rebounds, a block and an assist vs. Minnesota (Feb. 26)...went 11-15 from the field with 6 threes for 28 points, 16 in the third quarter, with 3 boards, 3 assists vs. Minnesota in Big Ten Quarterfinals (March 3)...scored 22 points with 5 boards and 4 assists vs. Michigan State in Big Ten Semifinals (March 4)...added 7 points with 3 boards, 3 assists and 2 steals in Big Ten title game (March 5)...named to All-Big Ten Tournament Team after averaging 19.0 points, 3.7 rebounds, 3.3 assists and shooting 53.3 percent from three in the three-game stretch.

► Before Maryland

Ranked the No. 38 player by Blue Star Report...No. 6 wing and No. 43 overall player in the class of 2013, according to ESPN HoopGurlz recruit rankings...averaged 28.3 points, 10.1 rebounds and 6.8 steals as a senior in 2012-13 and owns school's scoring record...also played volleyball and helped team win a WPIAL championship as a junior and has been a First Team All-State selection all three years...competed in the triple jump for track team.

► Personal

Parents are Andrea Kimbrough and Vance Walker...knew she wanted to come to Maryland after an unofficial visit...wants to be successful and give back to the people that gave her...three-sport athlete that had offers to play volleyball, run track and play basketball in college...recruited by Penn State volleyball and Notre Dame, Pitt and Duquesne for basketball...sociology major.

► SWK16-17 Game-By-Game

OPPONENT	MIN	FG-A	3FG-A	FT-A	O-D-R	PF	A	TO	BLK	S	TP
UMASS-LOWELL	15*	5-8	1-2	3-4	1-1-2	3	3	2	0	2	14
MDES	24*	7-9	4-5	1-2	1-3-4	2	3	4	1	0	19
MOUNT ST. MARY'S	21*	5-11	0-4	0-1	1-1-2	0	6	3	0	4	10
at Niagara	26*	5-7	4-6	2-2	0-2-2	1	4	1	0	3	16
vs. #21 Arizona State	25*	9-14	0-0	2-4	0-5-5	0	2	2	1	3	20
vs. Washington State	36*	3-11	0-1	9-9	0-2-2	1	3	3	0	1	15
at #7 Louisville	40*	8-15	1-5	9-9	0-2-2	3	3	6	3	0	26
UMBC	14*	4-7	1-3	0-0	0-1-1	0	3	2	0	1	9
TOWSON	18*	7-8	2-2	3-4	0-1-1	0	3	1	1	2	19
SAINT PETER'S	21*	6-10	1-3	3-3	1-1-2	0	2	1	0	0	16
at Loyola	30*	4-8	2-6	7-8	0-4-4	0	5	2	1	2	17
at Duquesne	33*	4-10	1-2	8-10	1-4-5	1	5	3	0	2	17
#1 CONNECTICUT	32*	5-13	0-3	0-0	3-1-4	2	5	4	1	0	10
at Minnesota*	31*	9-17	2-7	2-2	0-2-2	1	10	5	0	4	22
at Nebraska*	24*	7-11	3-5	2-2	2-5-7	1	3	5	0	3	19
NORTHWESTERN*	30*	5-12	3-7	5-6	0-3-3	0	1	2	0	3	18
PENN STATE*	31*	5-12	2-4	4-4	1-3-4	4	2	5	2	1	16
at Iowa*	33*	8-12	3-5	3-5	2-2-4	2	5	1	0	2	22
MICHIGAN*	35*	8-17	0-3	1-2	2-6-8	1	4	3	3	3	17
RUTGERS*	29*	6-11	2-5	3-4	1-5-6	1	3	2	2	2	17
at Illinois*	22*	4-9	1-4	5-8	4-5-9	0	2	1	1	1	14
IOWA*	33*	7-13	3-6	1-2	1-4-5	2	4	5	1	2	18
at Purdue*	29*	3-9	1-4	5-5	1-2-3	3	2	1	1	2	12
at Indiana*	31*	9-16	2-5	3-4	1-3-4	1	2	3	1	0	23
ILLINOIS*	33*	10-19	6-12	3-3	1-4-5	0	6	3	0	3	29
at Michigan State*	34*	9-18	3-7	3-4	0-4-4	3	3	4	0	1	24
WISCONSIN*	25*	8-9	2-3	4-4	0-3-3	0	2	3	0	5	22
at #12 Ohio State*	38*	11-23	4-9	3-3	2-3-5	4	5	3	2	3	29
MINNESOTA*	32*	10-17	5-7	2-3	1-2-3	3	6	4	1	1	27
vs. Minnesota^	28*	11-15	6-8	0-0	0-3-3	1	3	2	0	0	28
vs. Michigan State^	38*	8-19	2-4	4-6	1-4-5	0	4	1	0	0	22
vs. Purdue^	34*	2-9	0-3	3-4	0-3-3	1	3	5	0	2	7

► SWK Season/Career Highs

	SEASON HIGHS	CAREER HIGHS
POINTS	29 (2X) last at #12 Ohio State (2/20/17)	41 at Purdue (2/2/16)
REBOUNDS	9 at Illinois (1/26/17)	11(2X) last vs. Washington (3/21/16)
FG MADE	11 (2X) last vs. Minnesota (3/3/17)	17 at Purdue (2/2/16)
FG ATT.	23 at #12 Ohio State (2/20/17)	23 at #12 Ohio State (2/20/17)
3 FG MADE	6 (2X) last vs. Minnesota (3/3/17)	6 (3X) last vs. Minnesota (3/3/17)
3 FG ATT.	12 vs. Illinois (2/9/17)	12 vs. Illinois (2/9/17)
FT MADE	9 (2X) last at #7 Louisville (12/1/16)	10 vs. Iowa (3/19/16)
FT ATT.	10 at Duquesne (12/21/16)	10 (2X) last at Duquesne (12/21/16)
ASSISTS	10 at Minnesota (1/1/17)	10 at Minnesota (1/1/17)
BLOCKS	3 (2X) last vs. Michigan (1/19/17)	4 vs. High Point (11/18/15)
STEALS	5 vs. Wisconsin (2/15/17)	5 (2X) last vs. Wisconsin (2/15/17)
MINUTES	40 at #7 Louisville (12/1/16)	40 (2X) last at #7 Louisville (12/1/16)

► SWK Miscellaneous Stats

CATEGORY	SEASON	CAREER	LAST TIME
Double-Figure Scoring	30	109	22 vs. Michigan State (3/4/17)
5+ rebounds	10	68	5 vs. Michigan State (3/4/17)
Games with a three	26	86	2 vs. Michigan State (3/4/17)
Double-Doubles	1	6	22 pts, 10 asts at Minnesota (1/1/17)

► SWK Career Statistics

Season	G-GS	MP-MPG	FG-FGA	PCT.	3FG-FGA	PCT.	FT-FTA	PCT.	OFF	DEF	REB	AVG	PF-FO	AST	TO	BLK	STL	PTS	AVG
2013-14	35-0	606-17.3	122-255	.478	23-58	.397	59-77	.766	43	58	101	2.9	54-0	54	48	8	42	326	9.3
2014-15	37-37	1093-29.5	196-382	.513	18-53	.340	82-102	.804	54	141	195	5.3	61-3	79	77	20	55	492	13.3
2015-16	35-35	1096-31.3	247-455	.543	74-134	.545	114-141	.809	39	170	209	6.0	51-0	116	118	37	67	681	19.5
2016-17	32-31	925-28.9	212-399	.531	67-150	.447	103-127	.811	28	94	122	3.8	41-0	117	92	22	58	594	18.6
CAREER	139-103	3720-26.8	777-1491	.521	181-395	.458	358-447	.801	164	463	627	4.5	207-3	366	335	87	222	2093	15.1

#34 Brianna FRASER

Forward • 6-3 • Sophomore • 1V • Brooklyn, N.Y. (South Shore High School)



► 2016-17 Season

Scored 14 points off 6-7 shooting with 4 rebounds and a steal in season opener (Nov. 13)...added 6 points, 2 blocks and 3 boards vs. MDES (Nov. 16)...went 3-4 from the field for 9 points with 7 rebounds, 2 assists and a block vs. Mount St. Mary's (Nov. 18)...added 4 points with 3 rebounds at Niagara (Nov. 20)...went 5-6 from the floor for 11 points with 3 boards vs. #21 Arizona State (Nov. 25)...grabbed career-high 9 rebounds with a bucket and a block in win at #7 Louisville (Dec. 1)...grabbed 9 rebounds with 2 buckets, 2 assists, 2

blocks vs. UMBC (Dec. 4)...went 4-4 at the line for 10 points, 7 boards, 2 steals, a block and an assist vs. Towson (Dec. 6)...went 6-10 from the field for 13 points with 8 boards, an assist, a block and a steal vs. Saint Peter's (Dec. 8)...added 2 buckets with 3 boards and a block at Duquesne (Dec. 21)...added 7 points with 7 boards and a block vs. #1 Connecticut (Dec. 29)...added a bucket and 4 boards in win at Minnesota (Jan. 1)...went 5-6 from the field for 11 points with 4 boards at Nebraska (Jan. 4)...added 4 points with 3 boards and a block vs. Northwestern (Jan. 7)...grabbed 9 boards with w buckets and 2 blocks in 27 minutes vs. Penn State (Jan. 11)...scored 11 points with 5 rebounds and a steal at Iowa (Jan. 14)...scored 8 points with 4 rebounds, 3 blocks and 2 assists at Illinois (Jan. 26)...went 5-6 from the field and 7-8 from the line for a career-high 17 points in 15 minutes vs. Iowa (Jan. 29)...scored a career-high 18 points off the bench with 6 rebounds, 2 assists and a block at Purdue (Feb. 2)...added 5 points with 2 boards, a block and a steal at Indiana (Feb. 5)...went 4-4 from the field for 8 points with 4 boards in 10 minutes at Michigan State (Feb. 12)...added 4 points with 3 boards and 3 steals vs. Wisconsin (Feb. 15)...grabbed 3 boards with an assist, a block and a steal vs. Minnesota (Feb. 26)...added 2 key buckets in a first half run with 2 blocks and a rebound vs. Minnesota in the Big Ten Quarterfinals (March 3)...went 2-3 from the field and grabbed 2 boards in 4 minutes vs. Michigan State in the Big Ten Semifinals (March 4)...went 3-4 from the field for 7 points with 2 boards and an assist in the Big Ten Championship game (March 5).

► Before Maryland

Named a McDonald's All-American...rated the No. 12 overall player by the All Star Girls Report, No. 15 overall by ESPN's Hoop Gurlz and Collegiate Girls Basketball Report...also rated the No. 3 player at her position by ESPN...played in City Championship game at the Barclays Center in her junior year, then led her team to a City Championship at Madison Square Garden as a senior...broke the NYS Federation scoring record with 46 points vs. Christ the King as a senior...named a Brand Jordan All-American and played in the game at the Barclays Center...led high school team to PSAL championship game at Madison Square Garden as a sophomore in 2013...named to the All-Brooklyn First Team in 2013 and 2014...earned a PSAL AA Sportsmanship Award...played volleyball for four years in high school and was recruited to play Division I...also competed in fencing for two years in high school.

► Personal

Brianna Fraser...parents are Conwin and Linden Fraser...has one sibling, Brishana...father, Linden, was a professional cricket player...decided to come to Maryland as soon as she saw the campus... letters and sciences major.

► FRASER 16-17 Game-By-Game

OPPONENT	MIN	FG-A	3FG-A	FT-A	O-D-R	PF	A	TO	BLK	S	TP
UMASS-LOWELL	15	6-7	0-0	2-3	2-2-4	1	0	0	0	1	14
MDES	15	3-5	0-0	0-0	1-2-3	0	1	2	2	0	6
MOUNT ST. MARY'S	16	3-4	0-0	3-4	2-5-7	0	2	4	1	0	9
at Niagara	10	1-5	0-0	2-2	1-2-3	1	0	0	0	0	4
vs. #21 Arizona State	13	5-6	0-0	1-1	2-1-3	2	0	1	0	0	11
vs. Washington State	2	0-0	0-0	0-0	0-1-1	1	0	1	0	1	0
at #7 Louisville	18	1-2	0-0	0-0	1-8-9	2	0	2	1	0	2
UMBC	17	2-4	0-0	1-2	2-7-9	2	2	0	2	0	5
TOWSON	15	3-5	0-0	4-4	5-2-7	1	1	1	1	2	10
SAINT PETER'S	17	6-10	0-0	1-1	4-4-8	1	1	0	1	1	13
at Loyola	6	1-2	0-0	0-0	0-0-0	1	0	0	0	0	2
at Duquesne	15	2-4	0-0	0-0	1-2-3	4	0	2	1	0	4
#1 CONNECTICUT	12	2-2	0-0	3-4	4-3-7	1	0	2	1	0	7
at Minnesota*	14	1-5	0-0	0-0	1-3-4	0	0	1	0	0	2
at Nebraska*	15	5-6	0-0	1-2	2-2-4	2	0	0	0	0	11
NORTHWESTERN*	14	1-4	0-0	2-3	0-3-3	1	0	1	1	0	4
PENN STATE*	27	2-4	0-0	0-4	2-7-9	2	0	2	2	0	4
at Iowa*	10	4-6	0-0	3-6	2-3-5	1	0	2	0	1	11
MICHIGAN*	7	0-4	0-0	0-0	0-0-0	0	1	0	1	0	0
RUTGERS*	7	1-2	0-0	1-2	0-0-0	2	0	1	1	0	3
at Illinois*	12	3-7	0-0	2-2	3-1-4	3	2	0	3	0	8
IOWA*	15	5-6	0-0	7-8	0-2-2	3	1	0	0	0	17
at Purdue*	27	7-15	0-0	4-7	3-3-6	3	2	2	1	0	18
at Indiana*	10	1-3	0-0	3-4	0-2-2	1	0	1	1	1	5
ILLINOIS*	9	1-5	0-0	0-0	0-2-2	2	0	2	1	0	2
at Michigan State*	10	4-4	0-0	0-0	1-3-4	3	0	2	0	0	8
WISCONSIN*	18	1-4	0-0	2-4	1-2-3	0	0	1	0	3	4
at #12 Ohio State*	6	0-2	0-0	0-0	0-0-0	0	0	0	0	0	0
MINNESOTA*	7	0-2	0-0	0-0	0-3-3	1	1	0	1	1	0
vs. Minnesota^	5	1-1	0-0	2-2	1-0-1	1	0	0	2	0	4
vs. Michigan State^	4	2-3	0-0	0-0	1-1-2	0	0	2	0	0	4
vs. Purdue^	14	3-5	0-0	1-1	0-2-2	2	1	1	0	0	7

► FRASER Season/Career Highs

	SEASON HIGHS	CAREER HIGHS
POINTS	18 at Purdue (2/2/17)	18 at Purdue (2/2/17)
REBOUNDS	9 (3X) last vs. Penn State (1/11/17)	9 (3X) last vs. Penn State (1/11/17)
FG MADE	7 at Purdue (2/2/17)	7 at Purdue (2/2/17)
FG ATT.	15 at Purdue (2/2/17)	15 at Purdue (2/2/17)
3 FG MADE		1 vs. Detroit (11/20/15)
3 FG ATT.		1 (4X) last vs. Nebraska (1/7/16)
FT MADE	7 vs. Iowa (1/29/17)	7 (2X) last vs. Iowa (1/29/17)
FT ATT.	8 vs. Iowa (1/29/17)	10 vs. Southern (12/11/15)
ASSISTS	2 (4X) last at Purdue (2/2/17)	2 (4X) last at Purdue (2/2/17)
BLOCKS	3 at Illinois (1/26/17)	3 at Illinois (1/26/17)
STEALS	3 vs. Wisconsin (2/15/17)	3 vs. Wisconsin (2/15/17)
MINUTES	27 (2X) last at Purdue (2/2/17)	27 (2X) last at Purdue (2/2/17)

► FRASER Career Statistics

Season	G-GS	MP-MPG	FG-FGA	PCT.	3FG-FGA	PCT.	FT-FTA	PCT.	OFF	DEF	REB	AVG	PF-FO	AST	TO	BLK	STL	PTS	AVG
2015-16	32-0	330-10.3	40-101	.396	1-4	.250	47-63	.746	26	61	87	2.7	38-0	6	29	17	6	128	4.0
2016-17	32-0	402-12.6	77-144	.535	0-0	.000	45-66	.682	42	78	120	3.8	44-0	15	33	24	11	199	6.2
CAREER	64-0	732-11.4	117-245	.478	1-4	.250	92-129	.713	68	139	207	3.2	82-0	21	62	41	17	327	5.1

#42 Brionna JONES

Center • 6-3 • Senior • 3V • Havre de Grace, Md. (Aberdeen High School)



- Preseason All-Big Ten (2015, 2016)
- Spokane All-Region Team (2015)
- All-Big Ten First Team (Coaches - 2015; 2016; 2017)
- All-Big Ten Defensive Team (2017)
- Big Ten Tournament MOP (2017)
- Big Ten All-Tournament Team (2016, 2017)
- Big Ten Player of the Week (12/12/16; 1/2/17; 1/16/17; 1/23/17)
- Big Ten Player of the Week Honor Roll (12/30/14; 1/19/15; 2/24/15; 11/30/15; 2/22/16; 11/20/16; 11/27/16; 12/19/16; 12/26/16; 1/30/17; 2/6/17)

- Academic All-Big Ten Team (2015, 2016)
- Senior CLASS Award Finalist (2017)

► 2016-17 Season

Named to the Preseason All-Big Ten Team and the No. 16 Player in the Country by ESPNW... finalist for the Senior CLASS Award...earned unanimous All-Big Ten First Team and All-Big Ten Defensive Team honors...scored 4 points with 4 rebounds with 2 blocks and 2 steals in season opener (Nov. 13)...added 17 points with 8 boards, 2 steals vs. MDES (Nov. 16)...added 18 points with 10 rebounds, a block and a steal vs. Mount St. Mary's (Nov. 18)...went 7-9 from the floor for 16 points with 6 boards, an assist and a block at Niagara (Nov. 20)...went 7-9 from the floor for 14 points, 10 boards, 2 steals vs. #21 Arizona State (Nov. 25)...scored 20 points with a career-high 20 rebounds and 5 steals vs. Washington State (Nov. 26)...named South Point Shootout MOP...went 7-8 from the field for 16 points with 12 boards and an assist at #7 Louisville (Dec. 1)...scored 11 points with 8 boards, 3 steals, an assist and a block vs. UMBC (Dec. 4)...scored 19 points, 18 in the first half, with 8 boards and 2 blocks vs. Towson (Dec. 6)...went 14-16 from the field for a career-high 30 points with 4 boards, 4 steals and a block vs. Saint Peter's (Dec. 8)...named Big Ten Player of the Week (Dec. 12)...led team with 25 points, 14 boards, 3 steals, a block and an assist at Loyola (Dec. 12)...went 6-7 at the line with 20 points, 10 boards, 3 assists, 2 blocks and 2 steals at Duquesne (Dec. 21)...went 6-7 from the field and 7-9 from the line for 19 points, 13 rebounds, 2 blocks, a steal and an assist vs. #1 Connecticut (Dec. 29)...scored 27 points with 13 boards, 4 steals, 3 assists, 3 blocks and 3 steals at Minnesota (Jan. 1)...named Co-Big Ten Player of the Week with Michigan's Hallie Thome (Jan. 2)...went 6-8 from the field for 13 points 11 rebounds, 5 steals and 4 blocks at Nebraska (Jan. 4)...went 7-8 from the field for 15 points with 13 boards and an assist vs. Northwestern (Jan. 7)...tied program scoring record with 42 points, off 15-19 from the field and 12-14 from the line, with 14 boards, 2 blocks, a steal and an assist vs. Penn State...also became fifth Terp to reach 1,000 career rebounds in that game (Jan. 11)...scored 15 points with 10 boards in win at Iowa (Jan. 14)...named National Player of the Week by ESPNW, Naismith and USBWA and Big Ten Player of the Week (Jan. 16)...went 12-16 from the field for 25 points with 10 boards, 3 assists, 3 blocks and a steal vs. Michigan (Jan. 19)...added 11 points, 13 rebounds with 2 blocks and a steal vs. Rutgers (Jan. 22)...named Big Ten Co-Player of the Week (Jan. 23)...scored 11 points with 5 boards and a block at Illinois (Jan. 26)...went 12-13 from the field for 28 points with 6 boards, 3 blocks and an assist vs. Iowa (Jan. 29)...went 7-9 from the field for 17 points with 14 boards, 3 assists, 3 steals at Purdue (Feb. 2)...went 7-8 from the field and 3-3 from the foul line for 17 points, 14 boards, 3 steals, 2 blocks and an assist at Indiana (Feb. 5)...added 12 points with 11 boards for 50th career double-double vs. Illinois (Feb. 9)...went 9-12 from the floor and 10-13 from the line for 28 points with 15 rebounds, 3 assists, 2 steals and a block at Michigan State (Feb. 12)...went 5-9 from the field and 6-6 from the line for 16 points, 11 boards, 2 assists, a block and a steal vs. Wisconsin (Feb. 15)...scored 21 points with 9 rebounds, 3 assists and a block at #12 Ohio State (Feb. 20)...added 14 points and 13 rebounds with 2 assists, 2 blocks and a steal vs. Minnesota in the Big Ten Quarterfinals (March 3)...went 12-14 from the field and 8-9 from the line for 32 points, 21 in the second half, with 9 boards, 6 assists and 3 steals vs. Michigan State in Big Ten Semifinals (March 4).

► Before Maryland

Ranked No. 48 player overall by Blue Star Report...the No. 7 post player and No. 55 overall player in ESPN HoopGurlz's recruit rankings...averaged 23.5 points per game, 11.6 rebounds and 4.2 blocks per game through her junior season...tore her right ACL in January of her senior season...led team to 3A state championship as a junior...also played volleyball.

► Personal

Brionna Jones...daughter of Michael and Sanciarhea Jones...has three siblings - Jarred, Stephanie and Jordan...mother played college volleyball at East Texas State, father played college basketball at Hartford and brother, Jarred, plays college basketball at Loyola (Md.)...came to Maryland because she loved the campus and the coaches and players made her feel like she could help them accomplish great things...also considered Virginia, Georgetown, South Carolina and Delaware...kinesiology major...wants to be a pediatrician.

► JONES16-17 Game-By-Game

OPPONENT	MIN	FG-A	3FG-A	FT-A	O-D-R	PF	A	TO	BLK	S	TP
UMASS-LOWELL	14*	2-3	0-1	0-0	0-4-4	0	0	0	2	2	4
MDES	16*	7-11	0-0	3-3	3-5-8	0	1	1	1	2	17
MOUNT ST. MARY'S	18*	8-12	0-0	2-2	3-7-10	0	0	1	1	1	18
at Niagara	11*	7-9	0-0	2-3	3-3-6	3	1	0	1	0	16
vs. #21 Arizona State	21*	7-9	0-0	0-1	4-6-10	1	1	1	1	2	14
vs. Washington State	33*	7-12	0-0	6-8	6-14-20	5	0	2	0	5	20
at #7 Louisville	24*	7-8	0-0	2-3	4-8-12	4	1	2	0	0	16
UMBC	14*	4-8	0-0	3-5	6-2-8	1	1	1	1	3	11
TOWSON	14*	7-12	0-0	5-6	5-3-8	1	0	0	2	0	19
SAINT PETER'S	20*	14-16	0-0	2-2	2-2-4	0	1	0	1	4	30
at Loyola	31*	10-19	0-0	5-6	10-4-14	4	1	0	1	3	25
at Duquesne	31*	7-13	0-0	6-7	5-5-10	3	3	4	2	2	20
#1 CONNECTICUT	28*	6-7	0-0	7-9	4-9-13	4	1	0	2	1	19
at Minnesota*	29*	13-21	0-0	1-3	7-6-13	4	3	3	3	4	27
at Nebraska*	20*	6-8	0-0	1-2	5-6-11	3	0	0	4	5	13
NORTHWESTERN*	23*	7-8	0-0	1-3	6-7-13	4	1	1	0	0	15
PENN STATE*	37*	15-19	0-0	12-14	6-8-14	2	1	3	2	1	42
at Iowa*	31*	9-14	0-0	7-8	6-4-10	5	0	1	1	2	25
MICHIGAN*	31*	12-16	0-0	1-5	4-6-10	3	3	2	3	1	25
RUTGERS*	29*	5-8	0-0	1-2	2-11-13	1	0	1	2	1	11
at Illinois*	19*	3-7	0-0	5-7	4-1-5	0	0	1	1	0	11
IOWA*	33*	12-13	0-0	4-5	1-5-6	4	1	1	3	0	28
at Purdue*	24*	7-9	0-0	3-3	10-4-14	4	3	2	0	3	17
at Indiana*	29*	7-8	0-0	3-3	2-12-14	2	1	1	2	3	17
ILLINOIS*	30*	4-9	0-0	4-5	7-4-11	2	1	4	0	1	12
at Michigan State*	39*	9-12	0-0	10-13	4-11-15	3	3	4	1	2	28
WISCONSIN*	21*	5-9	0-0	6-6	5-6-11	2	2	0	1	1	16
at #12 Ohio State*	37*	9-14	0-0	3-5	5-4-9	4	3	3	1	0	21
MINNESOTA*	33*	7-9	0-0	10-14	5-9-14	4	2	5	3	2	24
vs. Minnesota^	31*	6-11	0-0	2-3	5-8-13	1	2	2	2	1	14
vs. Michigan State^	38*	12-14	0-0	8-9	6-3-9	1	6	0	1	3	32
vs. Purdue^	37*	11-13	0-0	5-5	4-8-12	2	3	2	5	3	27

► JONES Season/Career Highs

	SEASON HIGHS	CAREER HIGHS
POINTS	42 vs. Penn State (1/11/17)	42 vs. Penn State (1/11/17)
REBOUNDS	20 vs. Washington State (11/26/16)	20 vs. Washington State (11/26/16)
FG MADE	15 vs. Penn State (1/11/17)	15 vs. Penn State (1/11/17)
FG ATT.	21 at Minnesota (1/1/17)	21 at Minnesota (1/1/17)
3 FG MADE		
3 FG ATT.	1 vs. UMass-Lowell (11/13/16)	1 (2X) last vs. UMass-Lowell (11/13/16)
FT MADE	12 vs. Penn State (1/11/17)	12 vs. Penn State (1/11/17)
FT ATT.	14 (2X) last vs. Minnesota (2/26/17)	14 (2X) last vs. Minnesota (2/26/17)
ASSISTS	6 vs. Michigan State (3/4/17)	6 vs. Michigan State (3/4/17)
BLOCKS	5 vs. Purdue (3/5/17)	6 vs. Illinois (1/18/15)
STEALS	5 (2X) last at Nebraska (1/4/17)	6 (3X) last vs. #19 Michigan State (3/6/16)
MINUTES	39 at Michigan State (2/12/17)	39 at Michigan State (2/12/17)

► JONES Miscellaneous Stats

CATEGORY	SEASON	CAREER	LAST TIME
Double-Figure Scoring	31	101	27 vs. Purdue (3/5/17)
10-plus rebounds	22	58	12 vs. Purdue (3/5/17)
Double-Doubles	22	55	27 pts, 12 rebs vs. Purdue (3/5/17)

► JONES Career Statistics

Season	G-GS	MP-MPG	FG-FGA	PCT.	3FG-FGA	PCT.	FT-FTA	PCT.	OFF	DEF	REB	AVG	PF-FO	AST	TO	BLK	STL	PTS	AVG
2013-14	35-14	566-16.2	102-168	.607	0-0	.000	36-65	.554	54	105	159	4.5	70-2	12	41	18	23	240	6.9
2014-15	37-37	903-24.4	184-306	.601	0-1	.000	90-142	.634	152	176	328	8.9	100-2	27	68	49	37	458	12.4
2015-16	35-34	908-25.9	236-355	.665	0-0	.000	61-96	.635	142	200	342	9.8	81-0	39	84	40	40	533	15.2
2016-17	32-32	846-26.4	252-361	.698	0-1	.000	130-170	.765	149	195	344	10.8	77-2	46	48	50	58	634	19.8
CAREER	139-117	3223-23.2	774-1190	.650	0-2	.000	317-473	.670	497	676	1173	8.4	328-6	124	241	157	158	1865	13.4

Career Record Book UPDATE

Points (1,000 or more)

Rk.	PTS	Player (Years)
1.	2,356	Alyssa Thomas (2011-14)
2.	2,247	Crystal Langhorne (2005-08)
3.	2,205	Marissa Coleman (2006-09)
4.	2,093	S. WALKER-KIMBROUGH (14-pres.)
5.	2,078	Kristi Toliver (2006-09)
6.	1,928	Vicky Bullett (1986-89)
7.	1,878	Shay Doron (2004-07)
8.	1,865	BRIONNA JONES (2014-pres.)
9.	1,679	Christy Winters (1987-90)
10.	1,630	Marcia Richardson (1979-84)
11.	1,621	Lynetta Kizer (2008-12)
12.	1,601	Jessie Hicks (1990-93)
13.	1,595	Tianna Hawkins (2010-13)
14.	1,541	Deanna Tate (1986-89)
15.	1,512	Deedee Warley (1999-02)
16.	1,450	Marche Strickland (1999-02)
17.	1,425	Kris Kirchner (1978-80)
18.	1,423	Myra Waters (1979-82)
19.	1,407	Laura Harper (2005-08)
20.	1,396	Jasmina Perazic (1980-83)
21.	1,379	Laurin Mincy (2011-15)
22.	1,372	Chequita Wood (1983-86)
23.	1,350	Tara Heiss (1975-78)
24.	1,349	Stephanie Cross (1995-98)
25.	1,291	Lisa Brown (1985-88)
26.	1,284	Belinda Pearman (1981-84)
27.	1,218	Bonnie Rimkus (1991-94)
28.	1,189	Debbie Lytle (1980-83)
29.	1,163	Renneika Razor (2000-03)
30.	1,113	Jane Zivalich (1976-79)
31.	1,052	Carla Holmes (1988-91)
32.	1,048	Brene Moseley (2012, 14-16)

Rebounds

Rk.	RBS	Player (Years)
1.	1,235	Alyssa Thomas (2011-14)
2.	1,229	Crystal Langhorne (2005-08)
3.	1,173	BRIONNA JONES (2014-pres.)
4.	1,139	Marissa Coleman (2006-09)
5.	1,086	Tianna Hawkins (2010-13)
6.	968	Vicky Bullett (1986-89)
7.	958	Lynetta Kizer (2009-12)
8.	936	Kris Kirchner (1978-80)
9.	873	Laura Harper (2005-08)
10.	816	Alicia DeVaughn (2011-14)
11.	782	Myra Waters (1979-82)
12.	723	Christy Winters (1987-90)
13.	716	Stephanie Cross (1995-98)
14.	703	Jessie Hicks (1990-93)
	703	Chequita Wood (1983-86)
16.	690	Deedee Warley (1999-02)
17.	681	Subrena Rivers (1986-90)
18.	672	Bonnie Rimkus (1991-94)
19.	668	Debbie Lytle (1980-83)
20.	627	S. WALKER-KIMBROUGH (14-pres.)
21.	609	Jade Perry (2005-08)

Assists (300 or more)

Rk.	ATS	Player (Years)
1.	751	Kristi Toliver (2006-09)
2.	583	Debbie Lytle (1980-83)
3.	504	Tara Heiss (1975-78)
4.	500	Deanna Tate (1986-89)
5.	488	Alyssa Thomas (2010-14)
6.	486	Anjale Barrett (2008-12)
7.	453	Marissa Coleman (2006-09)
8.	443	Brene Moseley (2012, 14-16)
9.	439	Carla Holmes (1988-91)
10.	416	Anesia Smith (2002-05)
11.	411	Shay Doron (2004-07)
12.	406	Subrena Rivers (1986-90)
13.	402	Marcia Richardson (1982-84)
14.	383	Lisa Brown (1985-88)
15.	381	Tiffany Brown (1997-00)

16.	371	Sonia Chase (1995-98)
17.	366	S. WALKER-KIMBROUGH (14-pres.)
18.	364	Vicki Brick (2000, 02-04)
19.	354	Terri Daniels (2000-03)

Steals

Rk.	ST	Player (Years)
1.	315	Debbie Lytle (1980-83)
2.	309	Sonia Chase (1995-98)
3.	293	Deanna Tate (1986-89)
4.	266	Renneika Razor (2000-03)
5.	241	Myra Waters (1979-82)
6.	238	Alyssa Thomas (2010-14)
7.	236	Chequita Wood (1983-86)
8.	225	Vicki Brick (2000, 02-04)
9.	223	Shay Doron (2004-07)
10.	222	S. WALKER-KIMBROUGH (14-pres.)
11.	220	Vicky Bullett (1986-89)
12.	212	Lisa Brown (1985-88)
13.	205	Marissa Coleman (2006-09)
14.	190	Tiffany Brown (1997-00)
15.	188	Stephanie Cross (1995-98)
16.	182	Marcia Richardson (1981-84)
17.	172	Anesia Smith (2002-05)

Blocked Shots

Rk.	B	Player (Years)
1.	198	Laura Harper (2005-08)
2.	186	Kris Kirchner (1978-80)
3.	170	Vicky Bullett (1986-89)
4.	157	BRIONNA JONES (2014-pres.)
5.	141	Marissa Coleman (2006-09)
6.	137	Jessie Hicks (1990-93)
7.	129	Alicia DeVaughn (2010-14)
8.	117	Tianna Hawkins (2009-13)
9.	97	Krystal Kimrey (1977-80)
10.	91	Christy Winters (1987-90)
11.	87	S. WALKER-KIMBROUGH (14-pres.)
12.	86	Chequita Wood (1983-86)
13.	79	Diandra Tchatchouang (2009-11)
14.	78	Malina Howard (2013-16)
15.	75	Lynetta Kizer (2008-12)
16.	74	Debbie Lytle (1980-83)
17.	71	Crystal Washington (2001-04)
	71	Rosita Melbourne (1999-02)
19.	66	Myra Waters (1979-82)
20.	65	Carolyn Dehn-Duhr (1985-87)
21.	62	Bonnie Rimkus (1991-94)
22.	58	Alyssa Thomas (2010-14)
23.	55	Deedee Warley (1999-02)

Field Goals Made

Rk.	FGM	Player (Years)
1.	890	Alyssa Thomas (2011-14)
2.	889	Crystal Langhorne (2005-08)
3.	816	Vicky Bullett (1986-89)
4.	777	S. WALKER-KIMBROUGH (14-pres.)
5.	776	Marissa Coleman (2006-09)
6.	774	BRIONNA JONES (2014-pres.)
7.	708	Kristi Toliver (2006-09)
8.	703	Christy Winters (1987-90)
9.	693	Marcia Richardson (1981-84)
10.	670	Tianna Hawkins (2009-13)

Field Goal Percentage

Rk.	FG%	Player (Years)
1.	.662	Crystal Langhorne (2005-08)
2.	.650	BRIONNA JONES (2014-pres.)
3.	.588	Jessie Hicks (1990-93)
4.	.574	Tianna Hawkins (2009-13)
5.	.571	Kalisa Davis (1995-98)
6.	.568	Dafne Lee (1989-92)
7.	.565	Laura Harper (2005-08)
8.	.563	Vicky Bullett (1986-89)
9.	.556	Alicia DeVaughn (2010-14)

10.	.543	Jasmina Perazic (1980-83)
11.	.540	Myra Waters (1979-82)
12.	.539	Branka Bogunovic (1997-00)
13.	.537	Christy Winters (1987-90)
14.	.536	Deanna Tate (1986-89)
15.	.529	Chequita Wood (1983-86)
16.	.526	Marcia Richardson (1981-84)
17.	.521	S. WALKER-KIMBROUGH (14-pres.)
18.	.515	Jane Zivalich (1976-79)
19.	.509	Betsy Bailey (1978-79)

3-Point Field Goals Made

Rk.	FGM	Player (Years)
1.	300	Kristi Toliver (2006-09)
2.	181	S. WALKER-KIMBROUGH (14-pres.)
3.	172	Marissa Coleman (2006-09)
	172	Tiffany Brown (1997-00)
5.	167	Marche Strickland (1999-02)
6.	150	Shay Doron (2004-07)
7.	143	Laurin Mincy (2011-15)
8.	138	KRISTEN CONFROY (2015-pres.)
9.	127	Katie Rutan (2013-14)
10.	124	Ashleigh Newman (2005-08)
11.	121	Kim Rodgers (2008-12)
12.	120	Lexie Brown (2014-15)
13.	111	Marah Strickland (2008-09)
14.	101	Terri Daniels (2000-03)
15.	91	Brene Moseley (2012, 14-16)
16.	85	Lori Bjork (2010)
17.	80	Chrissy Fisher (2003-04)
18.	76	Anjale Barrett (2008-12)
19.	75	Carla Holmes (1989-91)
20.	68	DESTINY SLOCUM (2016-pres.)
21.	67	Kelley Gibson (1995-99)
22.	61	Chloe Pavlech (2013-16)
23.	46	Diandra Tchatchouang (2009-10)
24.	39	Lillian Purvis (1995-97)
25.	33	Tierney Pfrman (2013-16)
	33	Alli Spence (2004)
27.	32	Limor Mizrachi (1992)

3-Point Field Goal Percentage

Rk.	FG%	Player (Years)
1.	.458	S. WALKER-KIMBROUGH (14-pres.)
2.	.408	Kristi Toliver (2006-09)
3.	.401	Katie Rutan (2013-14)
4.	.394	Kim Bretz (1996-97)
5.	.391	Marah Strickland (2008-09)
6.	.388	Marissa Coleman (2006-09)
7.	.383	KRISTEN CONFROY (2015-pres.)
8.	.378	Anjale Barrett (2008-12)
9.	.377	Carla Holmes (1989-91)
10.	.360	Chrissy Fisher (2003-04)
11.	.358	Brene Moseley (2012, 14-16)
12.	.356	Laurin Mincy (2011-15)
13.	.354	Lexie Brown (2014-15)
14.	.353	Lisa Brown (1985-89)
15.	.352	Terri Daniels (2000-03)
16.	.347	Marche Strickland (1999-02)

Free Throws Made

Rk.	FTM	Player (Years)
1.	557	Alyssa Thomas (2010-14)
2.	492	Shay Doron (2004-07)
3.	481	Marissa Coleman (2006-09)
4.	469	Crystal Langhorne (2005-08)
5.	411	Lynetta Kizer (2008-12)
6.	386	Laura Harper (2005-08)
	386	Deedee Warley (1999-02)
8.	362	Kristi Toliver (2006-09)
9.	358	S. WALKER-KIMBROUGH (14-pres.)
10.	322	Laurin Mincy (2011-15)
11.	317	BRIONNA JONES (2014-pres.)
12.	303	Jessie Hicks (1990-93)
13.	296	Vicky Bullett (1986-89)

14.	287	Kris Kirchner (1978-80)
	287	Deanna Tate (1986-89)
16.	278	Renneika Razor (2000-03)
17.	273	Christy Winters (1987-90)
18.	264	Alicia DeVaughn (2010-14)
19.	261	Myra Waters (1979-82)
20.	256	Sonia Chase (1995-98)
21.	247	Debbie Lytle (1980-83)

Free Throws Attempted

Rk.	FTA	Player (Years)
1.	747	Crystal Langhorne (2005-08)
2.	720	Alyssa Thomas (2010-14)
3.	613	Shay Doron (2004-07)
4.	594	Marissa Coleman (2006-09)
5.	587	Lynetta Kizer (2008-12)
6.	566	Laura Harper (2005-08)
7.	543	Deedee Warley (1999-02)
8.	500	Renneika Razor (2000-03)
	500	Jessie Hicks (1990-93)
10.	473	BRIONNA JONES (2014-pres.)
11.	447	S. WALKER-KIMBROUGH (14-pres.)
12.	418	Kristi Toliver (2006-09)
	418	Kris Kirchner (1978-80)

Free Throw Percentage

Rk.	FT%	Player (Years)
1.	.866	Kristi Toliver (2006-09)
2.	.817	Laurin Mincy (2011-15)
3.	.810	Marissa Coleman (2006-09)
4.	.804	Marche Strickland (1999-02)
5.	.803	Shay Doron (2004-07)
6.	.801	S. WALKER-KIMBROUGH (14-pres.)
7.	.789	Brene Moseley (2012, 14-16)
8.	.774	Alyssa Thomas (2010-14)
9.	.721	Lisa Brown (1985-88)
10.	.770	Marcia Richardson (1981-84)
11.	.757	Deanna Tate (1986-89)
12.	.752	Jasmina Perazic (1980-83)
13.	.749	Michele Andrew (1992-94)
14.	.736	Malissa Boles (1992-93)
15.	.735	Myra Waters (1979-82)
16.	.728	Jade Perry (2005-08)
17.	.726	Jane Zivalich (1976-79)
18.	.725	Vicky Bullett (1986-89)
19.	.720	Tianna Hawkins (2009-13)
20.	.711	Deedee Warley (1999-02)

Games Played

Rk.	GP	Player (Years)
1.	144	Marissa Coleman (2006-09)
2.	143	Laurin Mincy (2011-15)
3.	142	Brene Moseley (2012, 14-16)
4.	141	Ashleigh Newman (2005-08)
5.	140	Malina Howard (2013-16)
6.	139	BRIONNA JONES (2014-pres.)
	139	S. WALKER-KIMBROUGH (14-pres.)
	139	Jade Perry (2005-08)
	139	Kristi Toliver (2006-09)
10.	137	Alicia DeVaughn (2010-14)
	137	Anjale Barrett (2008-12)
12.	136	Tianna Hawkins (2009-13)
13.	135	Alyssa Thomas (2010-14)
	135	Lynetta Kizer (2008-12)
	135	Crystal Langhorne (2005-08)

Games Started

Rk.	GS	Player (Years)
1.	135	Alyssa Thomas (2010-14)
2.	134	Crystal Langhorne (2005-08)
3.	133	Marissa Coleman (2006-09)
4.	128	Kristi Toliver (2006-09)
5.	119	Shay Doron (2004-07)
6.	117	BRIONNA JONES (2014-pres.)
	117	Marche Strickland (1999-02)

Season Record Book UPDATE

Points

Rk.	PTS	Player (Year)
1.	686	Vicky Bullett (1988-89)
2.	681	S. WALKER-KIMBROUGH (2015-16)
3.	665	Alyssa Thomas (2013-14)
4.	654	Crystal Langhorne (2005-06)
5.	653	Marissa Coleman (2008-09)
6.	645	Kristi Toliver (2008-09)
7.	651	Alyssa Thomas (2012-13)
8.	634	BRIONNA JONES (2016-17)
9.	633	Deanna Tate (1988-89)
10.	631	Kristi Toliver (2007-08)
11.	627	Kris Kirchner (1979-80)
12.	613	Tianna Hawkins (2012-13)
13.	601	Alyssa Thomas (2011-12)
14.	594	S. WALKER-KIMBROUGH (2016-17)
	594	Marissa Coleman (2007-08)
16.	581	Vicky Bullett (1987-88)
17.	562	Shay Doron (2004-05)
18.	549	Crystal Langhorne (2004-05)
19.	536	Crystal Langhorne (2007-08)
20.	533	BRIONNA JONES (2015-16)

Rebounds

Rk.	RBS	Player (Year)
1.	381	Alyssa Thomas (2013-14)
2.	362	Kris Kirchner (1979-80)
3.	349	Alyssa Thomas (2012-13)
4.	344	BRIONNA JONES (2016-17)
5.	342	BRIONNA JONES (2015-16)
6.	340	Crystal Langhorne (2004-05)
7.	331	Tianna Hawkins (2012-13)
9.	326	Tianna Hawkins (2011-12)
10.	325	Demauria Liles (2008-09)
	325	Crystal Langhorne (2005-06)
12.	316	Kris Kirchner (1977-78)
13.	313	Laura Harper (2007-08)
14.	309	Marissa Coleman (2005-06)
15.	303	Vicky Bullett (1987-88)
16.	299	Marissa Coleman (2005-06)
17.	290	Crystal Langhorne (2007-08)
18.	287	Vicky Bullett (1988-89)
19.	282	Bonnie Rimkus (1993-94)
20.	279	Alyssa Thomas (2011-12)
21.	275	Marissa Coleman (2007-08)
22.	274	Crystal Langhorne (2006-07)
23.	266	Lynetta Kizer (2009-10)
24.	258	Laura Harper (2005-06)
	258	Kris Kirchner (1978-79)
26.	256	Tianna Hawkins (2009-10)
	256	Marissa Coleman (2006-07)

Assists

Rk.	ATS	Player (Year)
1.	275	Kristi Toliver (2007-08)
2.	249	Tara Heiss (1977-78)
3.	217	Deanna Tate (1988-89)
4.	214	Anesia Smith (2004-05)
5.	207	Brene Moseley (2015-16)
6.	186	DESTINY SLOCUM (2016-17)
7.	183	Debbie Lytle (1981-82)
8.	181	Alyssa Thomas (2012-13)
9.	177	Anjale Barrett (2011-12)
	177	Deanna Tate (1987-88)
11.	171	Dara Taylor (2009-10)
12.	170	Kristi Toliver (2008-09)
13.	163	Lexie Brown (2014-15)
14.	161	Kristi Toliver (2006-07)
15.	158	Carla Holmes (1988-89)
16.	157	Debbie Lytle (1979-80)
17.	150	Debbie Lytle (1982-83)
18.	149	Shay Doron (2005-06)
19.	148	Lisa Brown (1987-88)
	148	Karon Ferguson (1993-94)
21.	147	Lexie Brown (2013-14)
22.	145	Kristi Toliver (2005-06)
23.	144	Alyssa Thomas (2013-14)

24.	142	Subrena Rivers (1989-90)
-----	-----	--------------------------

Steals

Rk.	ST	Player (Year)
1.	126	Deanna Tate (1988-89)
2.	95	Vicki Brick (1999-00)
3.	90	Sonia Chase (1994-05)
4.	89	Debbie Lytle (1981-82)
	89	Deanna Tate (1987-88)
	89	Sonia Chase (1997-98)
7.	87	Renneika Razor (2002-03)
8.	86	Debbie Lytle (1979-80)
9.	80	Lexie Brown (2014-15)
	80	Chequita Wood (1983-84)
11.	78	Deanna Tate (1986-86)
12.	77	Myra Waters (1979-80)
13.	73	Myra Waters (1980-81)
	73	Debbie Lytle (1980-81)
15.	72	Vicky Bullett (1988-89)
16.	71	Vicky Bullett (1987-88)

Blocked Shots

Rk.	B	Player (Year)
1.	80	Kris Kirchner (1978-79)
2.	70	Laura Harper (2005-06)
3.	65	Laura Harper (2006-07)
4.	59	Kris Kirchner (1979-80)
5.	54	Vicky Bullett (1987-88)
6.	52	Marissa Coleman (2005-06)
7.	50	BRIONNA JONES (2016-17)
8.	49	BRIONNA JONES (2014-15)
9.	48	Laura Harper (2007-08)
10.	47	Kris Kirchner (1977-78)
	47	Jessie Hicks (1992-93)
	47	Jessie Hicks (1991-92)
13.	46	Demauria Liles (2998-09)
	46	Vicky Bullett (1988-89)
15.	45	Alicia DeVaughn (2011-12)
16.	44	Diandra Tchatchouang (2009-10)
17.	41	Vicky Bullett (1987-88)
18.	40	BRIONNA JONES (2015-16)
	40	Crystal Washington (2003-04)
20.	39	Tianna Hawkins (2011-12)
21.	37	S. WALKER-KIMBROUGH (2015-16)
22.	36	Alicia DeVaughn (2010-11)
23.	35	Diandra Tchatchouang (2010-11)
24.	34	Caroline Dehn-Duhr (1984-85)
25.	33	Tianna Hawkins (2009-10)
	33	Christy Winters (1986-87)

Field Goal Percentage

Rk.	FG%	Player (Year)
1.	.707	Crystal Langhorne (2006-07)
2.	.698	BRIONNA JONES (2016-17)
3.	.670	Crystal Langhorne (2005-06)
4.	.665	BRIONNA JONES (2015-16)
5.	.647	Crystal Langhorne (2007-08)
6.	.633	Jessie Hicks (1992-93)
7.	.623	Tianna Hawkins (2011-12)
8.	.603	Laura Harper (2007-08)
	.603	Kalisa Davis (1997-98)
10.	.602	Vicky Bullett (1987-88)
11.	.601	BRIONNA JONES (2014-15)
12.	.598	Jessie Hicks (1990-91)
13.	.596	Branka Bogunovic (1998-99)
14.	.592	Crystal Langhorne (2004-05)
15.	.591	Jessie Hicks (1991-92)
16.	.588	Christy Winters (1987-88)
17.	.587	Kalisa Davis (1996-97)
18.	.578	Dafne Lee (1990-91)
19.	.577	Lea Hakala (1982-83)
	.577	Chequita Wood (1983-84)

Field Goals Made

Rk.	FGM	Player (Year)
1.	289	Vicky Bullett (1988-89)
2.	268	Deanna Tate (1988-89)

3.	257	Alyssa Thomas (2013-14)
	257	Tianna Hawkins (2012-13)
5.	252	BRIONNA JONES (2016-17)
6.	248	Crystal Langhorne (2005-06)
7.	247	S. WALKER-KIMBROUGH (2015-16)
8.	246	Kris Kirchner (1979-80)
9.	243	Vicky Bullett (1987-88)
10.	236	BRIONNA JONES (2015-16)
11.	233	Alyssa Thomas (2011-12)
12.	232	Marissa Coleman (2008-09)
13.	229	Alyssa Thomas (2012-13)
14.	226	Jasmina Perazic (1982-83)
15.	224	Marcia Richardson (1983-84)
16.	220	Kristi Toliver (2008-09)
17.	218	Lisa Brown (1987-88)
18.	216	Christy Winters (1989-90)
19.	215	Crystal Langhorne (2006-07)
	215	Crystal Langhorne (2004-05)
	215	Chequita Wood (1983-84)

3-Point Field Goal Percentage

Rk.	FG%	Player (Year)
1.	.545	S. WALKER-KIMBROUGH (2015-16)
2.	.500	Alli Spence (2003-04)
3.	.481	Terri Daniels (2000-01)
4.	.470	Marissa Coleman (2005-06)
5.	.447	S. WALKER-KIMBROUGH (2016-17)
	.447	Kristi Toliver (2006-07)
7.	.431	Katie Rutan (2013-14)
8.	.424	Carla Holmes (1988-89)
9.	.416	Kristi Toliver (2008-09)
	.416	Limor Mizrahi (1991-92)
11.	.409	Lori Bjork (2009-10)
12.	.408	KRISTEN CONFROY (2015-16)
13.	.407	Marah Strickland (2007-08)
14.	.405	Brene Moseley (2011-12)
15.	.404	Kristi Toliver (2005-06)
	.404	Marche Strickland (1999-00)
17.	.400	Laurin Mincy (2011-12)
18.	.396	Terri Bradley (1989-90)
19.	.385	Laurin Mincy (2014-15)
20.	.384	Shay Doron (2005-06)
21.	.382	Chrissy Fisher (2002-03)
22.	.380	KRISTEN CONFROY (2016-17)
23.	.378	DESTINY SLOCUM (2016-17)
	.378	Katie Rutan (2012-13)
	.378	Marissa Coleman (2008-09)
26.	.375	Marah Strickland (2008-09)
27.	.371	Kristi Toliver (2007-08)
28.	.368	Brene Moseley (2014-15)
29.	.367	Lexie Brown (2013-14)
	.367	Carla Holmes (1987-88)

3-Point Field Goals Made

Rk.	FGM	Player (Year)
1.	91	Kristi Toliver (2008-09)
2.	85	Lori Bjork (2009-10)
3.	78	Kristi Toliver (2007-08)
4.	73	KRISTEN CONFROY (2015-16)
	73	S. WALKER-KIMBROUGH (2015-16)
6.	72	Kristi Toliver (2006-07)
7.	69	Lexie Brown (2014-15)
	69	Tiffany Brown (1999-00)
9.	68	DESTINY SLOCUM (2016-17)
	68	Katie Rutan (2012-13)
11.	67	S. WALKER-KIMBROUGH (2016-17)
12.	59	Katie Rutan (2013-14)
	59	Kristi Toliver (2005-06)
	59	Marche Strickland (1999-00)
15.	57	Marah Strickland (2007-08)
16.	56	Shay Doron (2005-06)
17.	54	Laurin Mincy (2011-12)
	54	Marah Strickland (2008-09)
	54	Marissa Coleman (2005-06)
20.	52	Marche Strickland (2001-02)
21.	51	Lexie Brown (2013-14)
22.	48	Tiffany Brown (1996-97)
23.	47	Laurin Mincy (2014-15)
	47	Ashleigh Newman (2005-06)
	47	Marche Strickland (2000-01)

26.	46	Kim Rodgers (2009-10)
	46	Marissa Coleman (2007-08)
28.	42	Terri Daniels (2002-03)
	42	Chrissy Fisher (2002-03)

Free Throw Percentage

Rk.	FT%	Player (Year)
1.	.891	Kristi Toliver (2005-06)
2.	.877	Kristi Toliver (2006-07)
3.	.865	Lori Bjork (2009-10)
4.	.861	Laurin Mincy (2014-15)
5.	.860	Kristi Toliver (2007-08)
	.860	Jasmina Perazic (1981-82)
7.	.857	Kristi Toliver (2008-09)
	.857	Marche Strickland (2000-01)
9.	.839	Marche Strickland (1998-99)
10.	.833	Marissa Coleman (2005-06)
11.	.830	Lexie Brown (2014-15)
12.	.828	Shay Doron (2005-06)
13.	.826	Shay Doron (2006-07)
14.	.824	Limor Mizrahi (1991-92)
15.	.817	Jade Perry (2006-07)
16.	.816	Marcia Richardson (1981-82)
17.	.811	S. WALKER-KIMBROUGH (2016-17)
18.	.810	Marissa Coleman (2007-08)
19.	.809	S. WALKER-KIMBROUGH (2015-16)
	.809	Laurin Mincy (2011-12)
21.	.802	Marissa Coleman (2006-07)
22.	.800	Alyssa Thomas (2011-12)
	.800	Jane Zivalich (1977-78)

Free Throws Made

Rk.	FTM	Player (Year)
1.	176	Alyssa Thomas (2012-13)
2.	166	Marissa Coleman (2007-08)
3.	158	Crystal Langhorne (2005-06)
4.	157	Laura Harper (2007-08)
5.	152	Marissa Coleman (2008-09)
6.	145	Alyssa Thomas (2013-14)
	145	Shay Doron (2004-05)
8.	141	Kristi Toliver (2007-08)
9.	136	Laurin Mincy (2014-15)
	136	Shay Doron (2003-04)
10.	135	Shay Doron (2005-06)
	135	Kris Kirchner (1979-80)
12.	130	BRIONNA JONES (2016-17)
13.	128	Alyssa Thomas (2011-12)
14.	125	Laura Harper (2005-06)
15.	119	Crystal Langhorne (2004-05)
	119	Jessie Hicks (1992-93)
	115	Deedee Warley (1999-00)
18.	114	S. WALKER-KIMBROUGH (2015-16)
	114	Lynetta Kizer (2010-11)
	114	Crystal Langhorne (2007-08)
22.	108	Alyssa Thomas (2010-11)
	108	Vicky Bullett (1988-89)
23.	107	Deedee Warley (2000-01)
24.	106	Laurin Mincy (2011-12)

Free Throws Attempted

Rk.	FTA	Player (Year)
1.	230	Alyssa Thomas (2012-13)
2.	228	Laura Harper (2007-08)
	228	Crystal Langhorne (2005-06)
4.	210	Crystal Langhorne (2004-05)
5.	205	Marissa Coleman (2007-08)
6.	193	Jessie Hicks (1992-93)
7.	190	Marissa Coleman (2008-09)
	190	Kris Kirchner (1979-80)
9.	183	Laura Harper (2005-06)
10.	182	Shay Doron (2004-05)

2016-17 Season RESULTS

RECORD:	OVERALL	HOME	AWAY	NEUTRAL
ALL GAMES	30-2	14-1	11-1	5-0
B1G GAMES	15-1	8-0	7-1	
NON-CONFERENCE	15-1	6-1	4-0	5-0

DATE	TIME	MD RANK	OPPONENT	OPP RANK	RESULT	ATTEND	HIGH POINTS	HIGH REBS	HIGH ASTS
11/13/16	1:00	6/5	UMASS-LOWELL		W, 100-44	3,958	Slocum (15)	Charles (10)	Slocum (6)
11/16/16	6:30	6/5	MARYLAND EASTERN SHORE		W, 106-61	1,505	Walker-Kimbrough (19) Staiti (14)		Myers (9)
11/18/16	11:00	6/5	MOUNT ST. MARY'S		W, 106-42	4,108	B. Jones (18)	B. Jones (10)	Walker-Kimbrough (6)
11/20/16	12:00	6/5	at Niagara		W, 96-64	757	Slocum (25)	Gillespie (7)	Slocum (7)
11/25/16	4:00	6/5	vs. Arizona State	23/21	W, 83-42	357	Walker-Kimbrough (20) B. Jones (10)		Confroy, Small (4)
11/26/16	6:30	6/5	vs. Washington State		W, 79-68	342	B. Jones (20)	B. Jones (20)	Small (4)
12/01/16	7:00	5/5	at Louisville%	7/7	W, 78-72	7,816	Walker-Kimbrough (26) B. Jones (12)		Slocum (4)
12/04/16	2:00	5/5	UMBC		W, 92-42	2,607	Confroy (17)	Gillespie (13)	Confroy, Slocum (4)
12/06/16	7:00	4/4	TOWSON		W, 97-63	1,343	Walker-Kimbrough B. Jones (19)	B. Jones (8)	Slocum (6)
12/08/16	6:30	4/4	SAINT PETER'S		W, 101-49	3,940	B. Jones (30)	Fraser (8)	Slocum (5)
12/12/16	7:00	4/4	at Loyola		W, 79-60	1,009	B. Jones (25)	B. Jones (14)	Walker-Kimbrough (5)
12/21/16	7:00	4/3	at Duquesne		W, 77-57	1,288	B. Jones (20)	B. Jones (10)	Slocum, Walker-Kimbrough (5)
12/29/16	6:00	4/3	CONNECTICUT	1/1	L, 87-81	17,950	Slocum (23)	B. Jones (13)	Slocum (7)
01/01/17	6:00	4/3	at Minnesota*		W, 83-72	4,884	B. Jones (27)	B. Jones (13)	Walker-Kimbrough (10)
01/04/17	8:00	3/3	at Nebraska*		W, 93-49	4,299	Walker-Kimbrough (29) B. Jones (11)		Slocum (7)
01/07/17	2:00	3/3	NORTHWESTERN*		W, 96-65	5,214	Walker-Kimbrough (18) B. Jones (13)		Slocum (4)
01/11/17	6:30	3/3	PENN STATE*		W, 89-83	4,680	B. Jones (42)	B. Jones (14)	Slocum (8)
01/14/17	4:00	3/3	at Iowa*		W, 98-82	7,043	B. Jones (25)	B. Jones (10)	Slocum (6)
01/19/17	6:00	3/3	MICHIGAN*		W, 83-70	4,666	B. Jones (25)	B. Jones (10)	Slocum (6)
01/22/17	8:00	3/3	RUTGERS*		W, 80-71	6,236	Charles (18)	B. Jones (13)	Slocum (11)
01/26/17	8:00	3/3	at Illinois*		W, 94-49	1,126	Walker-Kimbrough (14) Walker-Kimbrough (9)		Slocum (9)
01/29/17	2:00	3/3	IOWA*		W, 100-81	7,988	B. Jones (28)	Confroy (9)	Slocum (11)
02/02/17	8:00	3/3	at Purdue*		W, 85-70	5,671	Fraser (18)	B. Jones (14)	Slocum (6)
02/05/17	12:00	3/3	at Indiana*		W, 92-56	4,038	Walker-Kimbrough (23) B. Jones (14)		Slocum (6)
02/09/17	7:00	3/2	ILLINOIS*		W, 84-59	4,160	Walker-Kimbrough (29) B. Jones (11)		Slocum (13)
02/12/17	2:00	3/2	at Michigan State*		W, 89-72	10,646	B. Jones (28)	B. Jones (15)	Slocum (8)
02/15/17	7:00	2/2	WISCONSIN*		W, 89-40	5,302	Walker-Kimbrough (22) B. Jones (11)		Small (4)
02/20/17	7:00	2/2	at Ohio State*	12/12	L, 98-87	6,505	Walker-Kimbrough (29) B. Jones (9)		Walker-Kimbrough (5)
02/26/17	12:00	2/5	MINNESOTA*		W, 93-60	10,107	Walker-Kimbrough (27) B. Jones (14)		Slocum (8)
03/03/17	6:30	4/4	vs. Minnesota^		W, 92-80	4,065	Walker-Kimbrough (28) B. Jones (13)		Slocum (6)
03/04/17	6:30	4/4	vs. Michigan State^		W, 100-89	5,408	B. Jones (32)	B. Jones (9)	B. Jones (6)
03/05/17	7:00	4/4	vs. Purdue^		W, 74-64	4,881	B. Jones (27)	B. Jones (12)	Slocum (7)

All Times Eastern

Rankings listed as AP/Coaches

% - ACC/B1G Challenge

* - B1G game

^ - B1G Tournament

^^ - NCAA Tournament

NCAA Tournament HISTORY

Date	Location	Round	UM Seed	Seed/Opponent	Result
3/14/82	College Park, Md.	First Round	#2	#7 Stanford	W, 82-48
3/19/82	Stanford, Calif.	Sweet Sixteen		#6 Missouri	W, 80-68
3/21/82	Stanford, Calif.	Elite Eight		#4 Drake	W, 89-78
3/26/82	Norfolk, Va.	Final Four		#2 Cheyney	L, 66-76
		Opening Round	#3	Bye	
3/19/82	College Park, Md.	First Round		#6 Central Michigan	W, 94-71
3/14/83	State College, Pa.	Sweet Sixteen		#2 Old Dominion	L, 57-74
3/17/84	Cheyney, Pa.	First Round	#6	#3 Cheyney State	L, 64-92
		First Round	#2	Bye	
3/16/86	Columbus, Ohio	Second Round		#3 Ohio State	L, 71-87
		First Round	#2	Bye	
3/19/88	College Park, Md.	Second Round		#7 St. Joseph's	W, 78-67
3/24/88	Athens, Ga.	Sweet Sixteen		#3 Ohio State	W, 81-66
3/26/88	Athens, Ga.	Elite Eight		#1 Auburn	L, 74-103
		First Round	#1	Bye	
3/18/89	College Park, Md.	Second Round		#9 Bowling Green	W, 78-65
3/23/89	Austin, Texas	Sweet Sixteen		#4 Stephen F. Austin	W, 89-54
3/25/89	Austin, Texas	Elite Eight		#2 Texas	W, 79-71
3/31/89	Tacoma, Wash.	Final Four		#1 Tennessee	L, 80-94
3/14/90	College Park, Md.	First Round	#6	#11 Appalachian State	W, 100-71
3/17/90	Providence, R.I.	Second Round		#3 Providence	L, 75-77
3/13/91	Worcester, Mass.	First Round	#6	#11 Holy Cross	L, 74-81
		First Round	#2	Bye	
3/21/92	College Park, Md.	Second Round		#10 Toledo	W, 73-60
3/26/92	West Lafayette, Ind.	Sweet Sixteen		#3 Purdue	W, 64-58
3/28/92	West Lafayette, Ind.	Elite Eight		#4 Western Kentucky	L, 70-75
		First Round	#2	Bye	
3/20/93	College Park, Md.	Second Round		SW Missouri State	L, 71-86
3/14/97	Norfolk, Va.	First Round	#9	#8 Purdue	L, 48-74
3/17/01	Storrs, Conn.	First Round	#8	#9 Colorado State	L, 69-83
3/21/04	Baton Rouge, La.	First Round	#12	#5 Miami (FL)	W, 86-85
3/23/04	Baton Rouge, La.	Second Round		#4 LSU	L, 61-76
3/20/05	College Park, Md.	First Round	#7	#10 UW-Green Bay	W, 65-55
3/22/05	College Park, Md.	Second Round		#2 Ohio State	L, 65-75
3/19/06	State College, Pa.	First Round	#2	#15 Sacred Heart	W, 95-54
3/21/06	State College, Pa.	Second Round		#7 St. John's	W, 84-71
3/25/06	Albuquerque, N.M.	Sweet Sixteen		#3 Baylor	W, 82-63
3/27/06	Albuquerque, N.M.	Elite Eight		#5 Utah	W, 75-65 OT
4/2/06	Boston, Mass.	Final Four		#1 North Carolina	W, 81-70
4/4/06	Boston, Mass.	Final		#1 Duke	W, 78-75 OT
3/18/07	Storrs, Conn.	First Round	#2	#15 Harvard	W, 89-65
3/20/07	Storrs, Conn.	Second Round		#7 Mississippi	L, 78-89
3/23/08	College Park, Md.	First Round	#1	#16 Coppin State	W, 80-66
3/25/08	College Park, Md.	Second Round		#8 Nebraska	W, 76-64
3/29/08	Spokane, Wash.	Sweet Sixteen		#4 Vanderbilt	W, 80-66
3/31/08	Spokane, Wash.	Elite Eight		#2 Stanford	L, 87-98
3/22/09	College Park, Md.	First Round	#1	#16 Dartmouth	W, 82-53
3/24/09	College Park, Md.	Second Round		#9 Utah	W, 71-56
3/28/09	Raleigh, N.C.	Sweet Sixteen		#4 Vanderbilt	W, 78-74
3/30/09	Raleigh, N.C.	Elite Eight		#3 Louisville	L, 60-77
3/20/11	College Park, Md.	First Round	#4	#13 Saint Francis (Pa.)	W, 70-48
3/22/11	College Park, Md.	Second Round		#5 Georgetown	L, 79-57
3/17/12	College Park, Md.	First Round	#2	#15 Navy	W, 59-44
3/19/12	College Park, Md.	Second Round		#7 Louisville	W, 72-68
3/25/12	Raleigh, N.C.	Sweet Sixteen		#3 Texas A&M	W, 81-74
3/27/12	Raleigh, N.C.	Elite Eight		#1 Notre Dame	L, 49-80
3/23/13	College Park, Md.	First Round	#4	#13 Quinnipiac	W, 72-52
3/25/13	College Park, Md.	Second Round		#5 Michigan State	W, 74-49
3/30/13	Bridgeport, Conn.	Sweet Sixteen		#1 Connecticut	L, 50-76
3/23/14	College Park, Md.	First Round	#4	#13 Army	W, 90-52
3/25/14	College Park, Md.	Second Round		#5 Texas	W, 69-63
3/30/14	Louisville, Ky.	Sweet Sixteen		#1 Tennessee	W, 76-63
4/1/14	Louisville, Ky.	Elite Eight		#3 Louisville	W, 76-73
4/6/14	Nashville, Tenn.	Final Four		#1 Notre Dame	L, 61-87
3/21/15	College Park, Md.	First Round	#1	#16 New Mexico State	W, 75-57
3/23/15	College Park, Md.	Second Round		#8 Princeton	W, 85-70
3/28/15	Spokane, Wash.	Sweet Sixteen		#4 Duke	W, 65-55
3/30/15	Spokane, Wash.	Elite Eight		#2 Tennessee	W, 58-48
4/5/15	Tampa, Fla.	Final Four		#1 Connecticut	L, 58-81
3/19/16	College Park, Md.	First Round	#2	#15 Iona	W, 74-58
3/21/16	College Park, Md.	Second Round		#7 Washington	L, 65-74



Series Info

Team	Rec.	1st Meeting	Last
Appalachian State	1-0	1990	1990
Army	1-0	2014	2014
Auburn	0-1	1988	1988
Baylor	1-0	2006	2006
Bowling Green	1-0	1989	1989
Central Michigan	1-0	1983	1983
Cheney State	0-2	1982	1984
Colorado State	0-1	2001	2001
Connecticut	0-2	2013	2015
Coppin State	1-0	2008	2008
Dartmouth	1-0	2009	2009
Drake	1-0	1982	1982
Duke	2-0	2006	2015
Georgetown	0-1	2011	2011
Harvard	1-0	2007	2007
Holy Cross	0-1	1991	1991
Iona	1-0	2016	2016
LSU	0-1	2004	2004
Louisville	2-1	2009	2014
Miami (FL)	1-0	2004	2004
Michigan State	1-0	2013	2013
Mississippi	0-1	2007	2007
Missouri	1-0	1982	1982
Navy	1-0	2012	2012
Nebraska	1-0	2008	2008
New Mexico State	1-0	2015	2015
North Carolina	1-0	2006	2006
Notre Dame	0-2	2012	2014
Old Dominion	0-1	1983	1983
Ohio State	1-2	1986	2005
Princeton	1-0	2015	2015
Providence	1-0	1990	1990
Purdue	1-1	1992	1997
Quinnipiac	1-0	2013	2013
Sacred Heart	1-0	2006	2006
Saint Francis (Pa.)	1-0	2011	2011
St. John's	1-0	2006	2006
St. Joseph's	1-0	1988	1988
Stanford	1-1	1982	2008
Stephen F. Austin	1-0	1989	1989
SW Missouri State	0-1	1993	1993
Tennessee	2-1	1989	2015
Texas	2-0	1989	2014
Texas A&M	1-0	2012	2012
Toledo	1-0	1992	1992
Utah	2-0	2006	2009
Vanderbilt	2-0	2008	2009
Washington	2016	2016	2016
Western Kentucky	0-1	1992	1992
UW-Green Bay	1-0	2005	2005
In College Park			21-4
In XFINITY Center			15-3
In the First Round			13-3
In the Second Round			12-9
In the Sweet Sixteen			10-2
In the Elite Eight			5-5
In the Final Four			1-4
In the Championship game			1-0
As a No. 1 seed			12-4
As a No. 2 seed			16-7
As a No. 3 seed			1-1
As a No. 4 seed			7-3
As a No. 6 seed			1-4
As a No. 7 seed			1-1
As a No. 8 seed			0-1
As a No. 9 seed			0-1
As a No. 12 seed			1-1

Career NCAA TOURNAMENT STATS

Kristen CONFROY

	G-GS	MP-MPG	FG-FGA	PCT.	3FG-FGA	PCT.	FT-FTA	PCT.	OFF	DEF	REB	AVG	PF-FO	AST	TO	BLK	STL	PTS	AVG
Washington (3/21/16)		37*	3-8	.375	3-8	.375	2-2	1.000	1	3	4		2	2	0	0	0	11	
Iona (3/19/16)		38*	1-4	.250	1-3	.333	0-0	.000	2	7	9		0	3	3	0	1	3	
Connecticut (4/5/15)		4	0-2	.000	0-1	.000	0-0	.000	1	0	1		0	0	0	0	0	0	
Tennessee (3/30/15)		3	1-1	1.000	1-1	1.000	0-0	.000	0	0	0		0	0	0	0	0	3	
Duke (3/28/15)		7	0-0	.000	0-0	.000	0-0	.000	0	0	0		0	0	2	0	0	0	
Princeton (3/23/15)		4	0-1	.000	0-0	.000	0-0	.000	0	0	0		0	1	0	0	0	0	
New Mexico State (3/21/15)		26	1-3	.333	0-1	.000	3-3	1.000	1	3	4		0	3	1	0	1	5	
CAREER	7-2	119-17.0	6-19	.316	5-14	.357	5-5	1.000	5	13	18	2.6	2	9	6	0	2	22	3.1

Aja ELLISON

	G-GS	MP-MPG	FG-FGA	PCT.	3FG-FGA	PCT.	FT-FTA	PCT.	OFF	DEF	REB	AVG	PF-FO	AST	TO	BLK	STL	PTS	AVG
Washington (3/21/16)																			
Iona (3/19/16)																			
Connecticut (4/5/15)																			
Tennessee (3/30/15)																			
Duke (3/28/15)																			
Princeton (3/23/15)																			
New Mexico State (3/21/15)																			
CAREER																			

Brianna FRASER

	G-GS	MP-MPG	FG-FGA	PCT.	3FG-FGA	PCT.	FT-FTA	PCT.	OFF	DEF	REB	AVG	PF-FO	AST	TO	BLK	STL	PTS	AVG
Washington (3/21/16)																			
Iona (3/19/16)		5	1-1	1.000	0-0	.000	2-2	1.000	1	1	2		0	0	2	0	0	4	
CAREER	1-0	5-5.0	1-1	1.000	0-0	.000	2-2	1.000	1	1	2	2.0	0	0	2	0	0	4	4.0

Kiah GILLESPIE

	G-GS	MP-MPG	FG-FGA	PCT.	3FG-FGA	PCT.	FT-FTA	PCT.	OFF	DEF	REB	AVG	PF-FO	AST	TO	BLK	STL	PTS	AVG
Washington (3/21/16)		1	0-1	.000	0-1	.000	0-0	.000	0	0	0		1	0	0	0	0	0	
Iona (3/19/16)		1	0-0	.000	0-0	.000	0-0	.000	0	0	0		0	0	0	0	0	0	
CAREER	2-0	2-1.0	0-1	.000	0-1	.000	0-0	.000	0	0	0	0.0	1	0	0	0	0	0	0.0

Brionna JONES

	G-GS	MP-MPG	FG-FGA	PCT.	3FG-FGA	PCT.	FT-FTA	PCT.	OFF	DEF	REB	AVG	PF-FO	AST	TO	BLK	STL	PTS	AVG
Washington (3/21/16)		26*	2-7	.286	0-0	.000	0-0	.000	3	3	6		4	0	3	0	1	4	
Iona (3/19/16)		22*	5-7	.714	0-0	.000	1-2	.500	5	6	11		4	1	2	1	1	11	
Connecticut (4/5/15)		24*	6-10	.600	0-0	.000	2-2	1.000	2	2	4		4	0	1	0	1	14	
Tennessee (3/30/15)		36*	6-9	.667	0-0	.000	2-4	.500	1	8	9		2	9	2	4	1	14	
Duke (3/28/15)		33*	4-6	.667	0-0	.000	2-2	1.000	3	7	10		0	2	0	0	1	10	
Princeton (3/23/15)		29*	3-6	.500	0-0	.000	4-7	.571	6	4	10		2	0	1	1	0	10	
New Mexico State (3/21/15)		28*	7-10	.700	0-0	.000	8-9	.889	6	6	12		3	1	1	1	2	22	
Notre Dame (4/6/14)		26*	7-10	.700	0-0	.000	2-4	.500	1	2	3		3	2	2	1	0	16	
Louisville (4/1/14)		15*	0-0	.000	0-0	.000	0-0	.000	1	3	4		0	0	1	0	0	0	
Tennessee (3/30/14)		16*	1-1	1.000	0-0	.000	0-0	.000	0	0	0		5	1	3	0	2	2	
Texas (3/25/14)		12*	1-3	.333	0-0	.000	0-0	.000	0	3	3		4	0	2	0	1	2	
Army (3/23/14)		20*	2-5	.400	0-0	.000	2-2	1.000	1	4	5		2	0	1	0	0	6	
CAREER	12-12	272-22.7	44-74	.595	0-0	.000	23-32	.719	29	48	77	6.4	33-1	16	19	8	10	111	9.3

Kiara LESLIE

	G-GS	MP-MPG	FG-FGA	PCT.	3FG-FGA	PCT.	FT-FTA	PCT.	OFF	DEF	REB	AVG	PF-FO	AST	TO	BLK	STL	PTS	AVG
Washington (3/21/16)		1	0-0	.000	0-0	.000	0-0	.000	0	0	0		1	0	0	0	0	0	
Iona (3/19/16)																			
Connecticut (4/5/15)		4	0-0	.000	0-0	.000	0-0	.000	0	2	2		1	0	1	1	0	0	
Tennessee (3/30/15)		16	0-2	.000	0-0	.000	0-0	.000	0	2	2		1	1	0	0	0	0	
Duke (3/28/15)		15	1-5	.200	0-1	.000	0-0	.000	2	1	3		0	1	1	1	1	2	
Princeton (3/23/15)		5	1-1	1.000	0-0	.000	0-0	.000	0	0	0		0	1	0	0	0	2	
New Mexico State (3/21/15)		12	2-3	.667	0-1	.000	0-0	.000	1	2	3		1	0	2	1	0	4	
CAREER	6-0	53-8.8	4-11	.364	0-2	.000	0-0	.000	3	7	10	1.7	4	3	4	3	0	8	1.3

Career NCAA TOURNAMENT STATS

Shatori WALKER-KIMBROUGH

	G-GS	MP-MPG	FG-FGA	PCT.	3FG-FGA	PCT.	FT-FTA	PCT.	OFF	DEF	REB	AVG	PF-FO	AST	TO	BLK	STL	PTS	AVG
Washington (3/21/16)	39*		6-14	.429	5-9	.556	0-0	.000	2	9	11		2	3	5	0	0	17	
Iona (3/19/16)	38*		4-9	.444	1-1	.000	10-10	1.000	1	5	6		0	4	4	0	2	19	
Connecticut (4/5/15)	28*		3-8	.375	0-1	.000	0-0	.000	2	1	3		3	0	0	0	0	6	
Tennessee (3/30/15)	33*		5-12	.417	1-3	.333	1-1	1.000	1	6	7		0	1	1	1	0	12	
Duke (3/28/15)	36*		10-15	.667	2-2	1.000	2-2	1.000	1	2	3		2	1	1	1	1	24	
Princeton (3/23/15)	35*		4-12	.333	0-1	.000	2-2	1.000	1	3	4		3	0	1	1	1	10	
New Mexico State (3/21/15)	28*		4-8	.500	2-3	.667	0-0	.000	0	5	5		1	0	5	1	1	10	
Notre Dame (4/6/14)	13		0-4	.000	0-0	.000	0-0	.000	1	0	1		1	0	0	0	2	0	
Louisville (4/1/14)	20		1-6	.167	0-1	.000	4-4	1.000	3	3	6		0	0	5	0	2	6	
Tennessee (3/30/14)	19		4-8	.500	0-1	.000	2-3	.667	0	3	3		3	2	1	0	3	10	
Texas (3/25/14)	14		4-6	.667	0-1	.000	0-0	.000	0	1	1		1	0	2	0	0	8	
Army (3/23/14)	14		3-7	.429	0-0	.000	2-3	.667	2	2	4		1	2	1	1	3	8	
CAREER	12-7	317-26.4	48-109	.440	11-23	.478	21-22	.955	14	40	54	4.5	17	13	26	5	15	130	10.8

NCAA TOURNAMENT

Maryland NCAA Individual Records

Single game abbreviations: 1R-First Round; 2R-Second Round; RSF-Regional Semifinal; RF-Regional Final; NSF-National Semifinal; NF-National Final.

Career – Games Played

1. Brene Moseley (12, 14, 15, 16)	16
— Laurin Mincy (11, 12, 14, 15)	16
— Marissa Coleman (06, 07, 08, 09)	16
— Kristi Toliver (06, 07, 08, 09)	16
5. Malina Howard (13, 14, 15, 16)	15
6. Alicia DeVaughn (11, 12, 13, 14)	14
— Alyssa Thomas (11, 12, 13, 14)	14
— Crystal Langhorne (05, 06, 07, 08)	14
— Ashleigh Newman (05, 06, 07, 08)	14
10. Jade Perry (05, 06, 07, 08)	13
11. BRIONNA JONES (14, 15, 16)	12
— S. WALKER-KIMBROUGH (14, 15, 16)	12
13. Shay Doron (04, 05, 06, 07)	12
14. Aurelie Noirez (04, 05, 06, 07)	11
15. Lexie Brown (14, 15)	10
— Anjalé Barrett (09, 11, 12)	10
— Lynetta Kizer (09, 11, 12)	10
— Kim Rodgers (09, 11, 12)	10
— Dafne Lee (89, 90, 91, 92)	10

Career – Games Started

1. Marissa Coleman (06, 07, 08, 09)	16
2. Alyssa Thomas (11, 12, 13, 14)	14
— Kristi Toliver (06, 07, 08, 09)	14
— Crystal Langhorne (05, 06, 07, 08)	14
5. BRIONNA JONES (14, 15, 16)	12
— Alicia DeVaughn (11, 12, 13, 14)	12
— Laura Harper (06, 07, 08)	12
8. Lexie Brown (14, 15)	10
— Shay Doron (04, 05, 06, 07)	10
10. Laurin Mincy (11, 12, 14, 15)	9
— Christy Winters (88, 89, 90)	9
12. Vicky Bullett (86, 88, 89)	8
— Deanna Tate (86, 88, 89)	8

Career – Minutes Played

1. Marissa Coleman (06, 07, 08, 09)	556
2. Kristi Toliver (06, 07, 08, 09)	554
3. Crystal Langhorne (05, 06, 07, 08)	479
4. Alyssa Thomas (11, 12, 13, 14)	473
5. Laurin Mincy (11, 12, 14, 15)	459
6. Shay Doron (04, 05, 06, 07)	401
7. Alicia DeVaughn (11, 12, 13, 14)	371
8. Lexie Brown (14, 15)	358
9. Malina Howard (13, 14, 15, 16)	327
10. Laura Harper (06, 07, 08)	321
11. S. WALKER-KIMBROUGH (14, 15, 16)	317
12. Deanna Tate (86, 88, 89)	281
13. Christy Winters (88, 89, 90)	276
14. BRIONNA JONES (14, 15, 16)	272
15. Vicky Bullett (86, 88, 89)	270

Series – Minutes Played

1. Kristi Toliver (06)	215
2. Crystal Langhorne (06)	204
3. Shay Doron (06)	198
4. Marissa Coleman (06)	197
5. Alyssa Thomas (14)	173
6. Lexie Brown (14)	169
7. Laurin Mincy (15)	167
8. Lexie Brown (15)	165
9. Laura Harper (06)	161
10. S. WALKER-KIMBROUGH (15)	160
11. Debbie Lytle (82)	151
12. BRIONNA JONES (15)	150
— Myra Waters (82)	150
14. Marissa Coleman (08)	149
— Marcia Richardson (82)	149

Career – Points

1. Crystal Langhorne (05, 06, 07, 08)	280
2. Kristi Toliver (06, 07, 08, 09)	271

3. Alyssa Thomas (11, 12, 13, 14)	268
4. Marissa Coleman (06, 07, 08, 09)	246
5. Laurin Mincy (11, 12, 14, 15)	182
6. Shay Doron (04, 05, 06, 07)	167
7. Vicky Bullett (86, 88, 89)	157
8. Deanna Tate (86, 88, 89)	156
9. Laura Harper (06, 07, 08)	140
10. Lexie Brown (14, 15)	132
11. S. WALKER-KIMBROUGH (14, 15, 16)	130
12. BRIONNA JONES (14, 15, 16)	111
13. Carla Holmes (88, 89, 90)	107
— Christy Winters (88, 89, 90)	107

Series – Points

1. Crystal Langhorne (06)	132
2. Deanna Tate (89)	106
3. Alyssa Thomas (14)	98
4. Marissa Coleman (09)	87
5. Vicky Bullett (89)	86
6. Crystal Langhorne (08)	84
— Laura Harper (06)	84
— Kristi Toliver (06)	84
9. Lexie Brown (14)	76
10. Kristi Toliver (08)	75
— Kristi Toliver (09)	75

Game – Points

1. Marissa Coleman vs. Vanderbilt (RSF, 3-28-09)	42
2. Kristi Toliver vs. Stanford (RF, 3-31-08)	35
3. Crystal Langhorne vs. Baylor (RSF, 3-25-06)	34
4. Alyssa Thomas vs. Tennessee (RSF, 3-30-14)	33
— Vicky Bullett vs. Ohio State (RSF, 3-24-88)	33
6. Deanna Tate vs. Texas (RF, 3-25-89)	32
7. Crystal Langhorne vs. St. John's (2R, 3-21-06)	30
— Deanna Tate vs. Stephen F. Austin (RSF, 3-23-89)	30
9. Alyssa Thomas vs. Quinnipiac (1R, 3-23-13)	29
— Christy Winters vs. Appalachian State (1R, 3-14-90)	29
— Vicky Bullett vs. Bowling Green (2R, 3-18-89)	29

Career – Scoring Average

(min. 2 tournaments)	
1. Crystal Langhorne (05, 06, 07, 08)	20.0 (280)
2. Vicky Bullett (86, 88, 89)	19.6 (157)
3. Deanna Tate (86, 88, 89)	19.1 (156)
4. Alyssa Thomas (11, 12, 13, 14)	19.1 (268)
5. Malissa Boles (92, 93)	18.0 (72)
6. Jasmina Perazic (82, 83)	17.3 (104)
7. Kristi Toliver (06, 07, 08, 09)	16.9 (271)
8. Marissa Coleman (06, 07, 08, 09)	15.3 (246)
9. Shay Doron (04, 05, 06, 07)	13.9 (167)

Series – Scoring Average

(min. 2 games)	
1. Deanna Tate (89)	26.5 (106)
2. Alyssa Thomas (13)	23.3 (70)
3. Crystal Langhorne (06)	22.0 (132)
4. Marissa Coleman (09)	21.8 (87)
5. Vicky Bullett (89)	21.5 (86)
6. Vicky Bullett (88)	21.3 (64)
7. Crystal Langhorne (08)	21.0 (84)
— Shay Doron (04)	21.0 (42)
9. Alyssa Thomas (14)	19.6 (98)
10. Alyssa Thomas (11)	19.5 (39)
11. Crystal Langhorne (05)	19.0 (38)

Career – Field Goals Made

1. Crystal Langhorne (05, 06, 07, 08)	110
2. Alyssa Thomas (11, 12, 13, 14)	103
3. Kristi Toliver (06, 07, 08, 09)	102
4. Marissa Coleman (06, 07, 08, 09)	90
5. Laurin Mincy (11, 12, 14, 15)	63
— Deanna Tate (86, 88, 89)	63
7. Vicky Bullett (86, 88, 89)	62
8. Shay Doron (04, 05, 06, 07)	50
9. S. WALKER-KIMBROUGH (14, 15, 16)	48
— Christy Winters (88, 89, 90)	48
11. Lexie Brown (14, 15)	45
12. BRIONNA JONES (14, 15, 16)	44
13. Jasmina Perazic (82, 83)	43

Series – Field Goals Made

1. Crystal Langhorne (06)	53
2. Deanna Tate (89)	44
3. Alyssa Thomas (14)	36
4. Vicky Bullett (89)	33
— Marissa Coleman (09)	33
6. Kristi Toliver (06)	31
7. Crystal Langhorne (08)	30
8. Kristi Toliver (09)	29
9. Alyssa Thomas (13)	28
— Jasmina Perazic (82)	28

Game – Field Goals Made

1. Marissa Coleman vs. Vanderbilt (RSF, 3-28-09)	15
2. Alyssa Thomas vs. Tennessee (RSF, 3-30-14)	14
— Kristi Toliver vs. Stanford (RF, 3-31-08)	14
— Crystal Langhorne vs. Baylor (RSF, 3-25-06)	14
— Deanna Tate vs. Stephen F. Austin (RSF, 3-18-89)	14
— Vicky Bullett vs. Ohio State (RSF, 3-24-88)	14
7. Christy Winters vs. Appalachian State (1R, 3-14-90)	13
8. Alyssa Thomas vs. Michigan State (2R, 3-25-13)	12
— Alyssa Thomas vs. Quinnipiac (1R, 3-23-13)	12
— Crystal Langhorne vs. Vanderbilt (RSF, 3-29-08)	12
— Vicky Bullett vs. Bowling Green (2R, 3-18-09)	12
— Deanna Tate vs. Texas (RF, 3-23-89)	12

Career – Field Goals Attempted

1. Kristi Toliver (06, 07, 08, 09)	233
2. Alyssa Thomas (11, 12, 13, 14)	215
3. Marissa Coleman (06, 07, 08, 09)	200
4. Crystal Langhorne (05, 06, 07, 08)	170
5. Laurin Mincy (11, 12, 14, 15)	140
6. Deanna Tate (86, 88, 89)	136
7. Shay Doron (04, 05, 06, 07)	122
8. Vicky Bullett (86, 88, 89)	120
9. BRIONNA JONES (14, 15, 16)	109
10. Lexie Brown (14, 15)	106
— Christy Winters (88, 89, 90)	106
12. Laura Harper (06, 07, 08)	104

Series – Field Goals Attempted

1. Deanna Tate (89)	84
2. Kristi Toliver (06)	83
3. Alyssa Thomas (14)	78
4. Crystal Langhorne (06)	74
5. Vicky Bullett (89)	73
6. Crystal Langhorne (08)	69
7. Marissa Coleman (09)	64
8. Laura Harper (06)	59
— Kristi Toliver (09)	59

Game – Field Goals Attempted

1. Vicky Bullett vs. Bowling Green (2R, 3-18-89)	29
2. Marissa Coleman vs. Vanderbilt (RSF, 3-28-09)	27
3. Alyssa Thomas vs. Tennessee (RSF, 3-30-14)	27
— Deanna Tate vs. Tennessee (FF, 3-31-89)	25
— Deanna Tate vs. Ohio State (1R, 3-16-86)	25
6. Deanna Tate vs. Texas (RF, 3-25-89)	24
7. Alyssa Thomas vs. Quinnipiac (1R, 3-23-13)	23
8. Kristi Toliver vs. Utah (RF, 3-27-06)	22
9. Alyssa Thomas vs. Texas A&M (RSF, 3-25-12)	21
— Kristi Toliver vs. Stanford (RF, 3-31-08)	21
— Kristi Toliver vs. Mississippi (2R, 3-20-07)	21
— Carla Holmes vs. Texas (RF, 3-25-89)	21
— Vicky Bullett vs. Stephen F. Austin (RSF, 3-18-89)	21

Career – Field Goal Pct.

(min. 25 att.)	
1. Chequita Wood (83, 84, 86)	.656 (21-32)
2. Crystal Langhorne (05, 06, 07, 08)	.647 (110-170)
3. Subrena Rivers (86, 89, 90)	.613 (19-31)

4. Debbie Lytle (82, 83)	.612 (30-49)
5. Lisa Brown (86, 88)	.605 (23-38)
6. Malissa Boles (92, 93)	.604 (29-48)
7. BRIONNA JONES (14, 15, 16)	.595 (44-74)
8. Jessie Hicks (90, 91, 92, 93)	.591 (39-66)
9. Belinda Pearman (82, 83, 84)	.578 (37-64)

Series – Field Goal Pct.

(min. 15 att.)	
1. Crystal Langhorne (06)	.716 (53-74)
2. Jessie Hicks (92)	.714 (15-21)
3. Belinda Pearman (82)	.676 (23-34)
4. Crystal Langhorne (08)	.652 (30-46)
5. Vicky Bullett (88)	.650 (26-40)
6. Subrena Rivers (90)	.647 (11-17)
7. BRIONNA JONES (15)	.634 (26-41)
8. Crystal Washington (04)	.625 (10-16)
9. Debbie Lytle (82)	.613 (19-31)

Game – Field Goal Pct.

(min. 8 att.)	
1. Chequita Wood vs. Cheyney State (1R, 3-17-84)	.909 (10-11)
2. Laurin Mincy vs. Texas A&M (RSF, 3-25-12)	.875 (7-8)
3. Crystal Langhorne vs. North Carolina (NSF, 4-2-06)	.833 (10-12)
4. Laurin Mincy vs. Princeton (2R, 3-23-15)	.818 (9-11)
— Lexie Brown vs. Army (1R, 3-20-93)	.818 (9-11)
6. Kristi Toliver vs. Dartmouth (1R, 3-22-09)	.786 (11-14)
— Malissa Boles vs. SW Missouri State (1R, 3-20-93)	.786 (11-14)
8. Crystal Langhorne vs. Baylor (RSF, 3-25-06)	.778 (14-18)
— Vicky Bullett vs. Ohio State (RSF, 3-24-88)	.778 (14-18)
10. Edna Campbell vs. St. Joseph's (2R, 3-19-88)	.750 (9-12)
— Lea Hakala vs. Central Michigan (1R, 3-19-83)	.750 (6-8)
— Marcia Richardson vs. Central Michigan (1R, 3-19-83)	.750 (6-8)
— Belinda Pearman vs. Drake (RF, 3-21-82)	.750 (6-8)

Career – 3-Point FG Made

1. Kristi Toliver (06, 07, 08, 09)	36
2. Laurin Mincy (11, 12, 14, 15)	26
3. Lexie Brown (14, 15)	18
4. Marissa Coleman (06, 07, 08, 09)	15
5. Shay Doron (04, 05, 06, 07)	14
6. Katie Rutan (13, 14)	13
7. Ashleigh Newman (05, 06, 07, 08)	12
8. S. WALKER-KIMBROUGH (14, 15, 16)	11
9. Marah Strickland (08, 09)	9
10. Brene Moseley (12, 14, 15, 16)	8
— Kim Rodgers (09, 11, 12)	8
12. Carla Holmes (88, 89, 90)	7
13. Chloe Pavlech (13, 14, 15, 16)	6
14. KRISTEN CONFROY (15, 16)	5
15. Alyssa Thomas (11, 12, 13, 14)	4
— Kalika France (04, 05)	4
— Lisa Brown (86, 88)	4
— Limor Mizrachi (92)	4

Series – 3-Point FG Made

1. Kristi Toliver (06)	14
2. Laurin Mincy (15)	12
3. Lexie Brown (15)	11
— Kristi Toliver (09)	11
5. Lexie Brown (14)	7
— Katie Rutan (14)	7
7. S. WALKER-KIMBROUGH (16)	6
— Laurin Mincy (14)	6
— Katie Rutan (13)	6
— Kristi Toliver (07)	6
— Ashleigh Newman (06)	6
12. S. WALKER-KIMBROUGH (15)	5
— Chloe Pavlech (13)	5
— Laurin Mincy (12)	5
— Marah Strickland (09)	5
— Kristi Toliver (08)	5

2016-17 Maryland Women's Basketball

NCAA TOURNAMENT

Shay Doron (06)	5
Carla Holmes (89)	5

Game – 3-Point FG Made

1. Laurin Mincy vs. Princeton (2R, 3-23-15)	6
Kristi Toliver vs. Utah (RF, 3-27-06)	6
3. S. WALKER-KIMBROUGH vs. Washington (2R, 3-21-16)	5
Lexie Brown vs. Princeton (2R, 3-23-15)	5
5. Lexie Brown vs. Duke (RSF, 3-28-15)	4
Katie Rutan vs. Louisville (RF, 4-1-14)	4
Kristi Toliver vs. Louisville (RF, 3-30-09)	4
8. KRISTEN CONFROY vs. Washington (2R, 3-21-16)	3
Katie Rutan vs. Army (1R, 3-23-14)	3
Chloe Pavlech vs. Connecticut (RSF, 3-30-13)	3
<i>17 others</i>	

Career – 3-Point FGA

1. Kristi Toliver (06, 07, 08, 09)	112
2. Laurin Mincy (11, 12, 14, 15)	65
3. Lexie Brown (14, 15)	54
4. Marissa Coleman (06, 07, 08, 09)	50
5. Shay Doron (04, 05, 06, 07)	46
6. Brene Moseley (12, 14, 15, 16)	31
Katie Rutan (13, 14)	31
8. Marah Strickland (08, 09)	29
9. Kim Rodgers (09, 11, 12)	28
Ashleigh Newman (05, 06, 07, 08)	28
11. S. WALKER-KIMBROUGH (14, 15, 16)	23
Carla Holmes (88, 89, 90)	23
13. Anjalé Barrett (09, 11, 12)	16
14. Limor Mizrahi (92)	15
15. KRISTEN CONFROY (15, 16)	14
16. Chloe Pavlech (13, 14, 15, 16)	12
Alyssa Thomas (11, 12, 13, 14)	12
18. Lisa Brown (86, 88)	10

Series – 3-Point FGA

1. Kristi Toliver (06)	37
2. Lexie Brown (15)	31
3. Kristi Toliver (09)	30
4. Kristi Toliver (08)	24
5. Lexie Brown (14)	23
6. Laurin Mincy (14)	22
Shay Doron (06)	22
8. Laurin Mincy (15)	21
Kristi Toliver (07)	21
10. Katie Rutan (13)	17
11. Brene Moseley (15)	16
Marissa Coleman (06)	16
Marah Strickland (09)	16
14. Limor Mizrahi (92)	15

Game – 3-Point FGA

1. Kristi Toliver vs. Mississippi (2R, 3-20-07)	13
2. Laurin Mincy vs. Princeton (2R, 3-23-15)	11
3. Kristi Toliver vs. Louisville (RF, 3-30-09)	10
4. S. WALKER-KIMBROUGH vs. Washington (2R, 3-21-16)	9
Kristi Toliver vs. Vanderbilt (RSF, 3-28-09)	9
Kristi Toliver vs. St. John's (2R, 3-21-06)	9
Kristi Toliver vs. Utah (RSF, 3-27-06)	9
Marché Strickland vs. Colorado State (1R, 3-17-01)	9
Tiffany Brown vs. Purdue (1R, 3-14-97)	9
10. KRISTEN CONFROY vs. Washington (2R, 3-21-16)	8
Lexie Brown at Louisville (RF, 4-1-14)	8
Laurin Mincy vs. Georgetown (2R, 3-22-11)	8
Kristi Toliver vs. Stanford (RF, 3-31-08)	8
Kristi Toliver vs. Harvard (1R, 3-18-07)	8
Lisa Brown vs. Auburn (RF, 3-26-88)	8

Career – 3FG Pct.

<i>(min. 10 att.)</i>	
1. Chloe Pavlech (13, 14, 15, 16)	500 (6-12)
2. S. WALKER-KIMBROUGH (14, 15, 16)	478 (11-23)
3. Ashleigh Newman (05, 06, 07, 08)	429 (12-18)

4. Katie Rutan (13, 14)	419 (13-31)
5. Laurin Mincy (11, 12, 14, 15)	400 (26-65)
Lisa Brown (86, 88)	400 (4-10)
7. KRISTEN CONFROY (15, 16)	357 (5-14)
8. Lexie Brown (14, 15)	333 (18-54)
Alyssa Thomas (11, 12, 13, 14)	333 (4-12)
10. Kristi Toliver (06, 07, 08, 09)	321 (36-112)
11. Marah Strickland (08, 09)	310 (9-29)
12. Shay Doron (04, 05, 06, 07)	304 (14-46)
Carla Holmes (88, 89, 90)	304 (7-23)
14. Marissa Coleman (06, 07, 08, 09)	300 (15-50)
15. Kim Rodgers (09, 11, 12)	286 (8-28)
16. Limor Mizrahi (92)	267 (4-15)

Series – 3FG Pct.

<i>(min. 7 att.)</i>	
1. S. WALKER-KIMBROUGH (16)	600 (6-10)
2. Katie Rutan (14)	583 (7-12)
3. Laurin Mincy (15)	571 (11-21)
4. Chloe Pavlech (13)	556 (5-9)
5. S. WALKER-KIMBROUGH (15)	500 (5-10)
Laurin Mincy (12)	500 (5-10)
7. Ashleigh Newman (06)	462 (6-13)
8. Marissa Coleman (09)	444 (4-9)
9. Brene Moseley (12)	429 (3-7)
9. Lisa Brown (88)	400 (4-10)
10. Kristi Toliver (06)	378 (14-37)
11. Kristi Toliver (09)	367 (11-30)
12. KRISTEN CONFROY (16)	364 (4-11)
13. Carla Holmes (89)	357 (5-14)
14. Lexie Brown (15)	355 (11-31)
15. Katie Rutan (13)	353 (6-17)
16. Kim Rodgers (12)	333 (4-12)
Delvona Oliver (04)	333 (3-9)
Marché Strickland (01)	333 (3-9)

Game – 3FG Pct.

<i>(min. 3 att.)</i>	
1. Katie Rutan vs. Army (1R, 3-23-14)	1,000 (3-3)
Shay Doron vs. Harvard (1R, 3-18-07)	1,000 (3-3)
Monica Bennett vs. SW Missouri State (1R, 3-20-09)	1,000 (3-3)
4. Laurin Mincy vs. Princeton (2R, 3-23-15)	.857 (6-7)
5. Lexie Brown vs. Army (1R, 3-23-14)	.750 (3-4)
Chloe Pavlech vs. Connecticut (RSF, 3-30-13)	.750 (3-4)
Anjalé Barrett vs. Saint Francis (Pa.) (1R, 3-20-11)	.750 (3-4)
Kristi Toliver vs. Baylor (RSF, 3-25-06)	.750 (3-4)
9. Laurin Mincy vs. Duke (3-28-15)	.667 (4-6)
Laurin Mincy vs. NM State (1R, 3-21-15)	.667 (2-3)
S. WALKER-KIMBROUGH vs. NM State (1R, 3-21-14)	.667 (2-3)
Katie Rutan at Louisville (RF, 4-1-14)	.667 (4-6)
Kristi Toliver vs. Utah ((RF, 3-27-06)	.667 (6-9)
14. Lexie Brown vs. Tennessee (RF, 3-30-15)	.600 (3-5)
Kristi Toliver vs. Dartmouth (1R, 3-22-09)	.600 (3-5)
Marah Strickland vs. Vanderbilt (RSF, 3-29-08)	.600 (3-5)
Shay Doron vs. Sacred Heart (1R, 3-19-06)	.600 (3-5)
18. S. WALKER-KIMBROUGH vs. Washington (2R, 3-21-16)	.556 (5-9)
19. Laurin Mincy vs. Texas (2R, 3-25-14)	.500 (2-4)
Katie Rutan vs. Connecticut (RSF, 3-30-13)	.500 (2-4)
<i>5 others</i>	

Career – Free Throws Made

1. Shay Doron (04, 05, 06, 07)	63
2. Crystal Langhorne (05, 06, 07, 08)	60
3. Alyssa Thomas (11, 12, 13, 14)	58

4. Laura Harper (06, 07)	55
5. Marissa Coleman (06, 07, 08, 09)	51
6. Laurin Mincy (11, 12, 14, 15)	45
7. Vicky Bullett (86, 88, 89)	33
8. Kristi Toliver (06, 07, 08, 09)	31
9. Deanna Tate (86, 88, 89)	29
10. Alicia DeVaughn (11, 12, 13, 14)	26
11. Lexie Brown (14, 15)	24
12. BRIONNA JONES (14, 15, 16)	23
13. Lynetta Kizer (09, 11, 12)	23
14. S. WALKER-KIMBROUGH (14, 15, 16)	21
15. Dafne Lee (89, 90, 91, 92)	19

Series – Free Throws Made

1. Laura Harper (06)	30
2. Crystal Langhorne (06)	26
3. Alyssa Thomas (14)	24
Crystal Langhorne (08)	24
5. Shay Doron (06)	23
6. Vicky Bullett (89)	20
7. Lexie Brown (14)	19
Laura Harper (08)	19
9. BRIONNA JONES (15)	18
Laurin Mincy (12)	18
Shay Doron (04)	18
12. Marissa Coleman (08)	17
Marissa Coleman (09)	17
Deanna Tate (89)	17

Game – Free Throws Made

1. Alyssa Thomas vs. Georgetown (2R, 3-22-11)	11
Shay Doron vs. LSU (2R, 3-23-04)	11
3. Laurin Mincy vs. Louisville (2R, 3-19-12)	10
Marissa Coleman vs. Vanderbilt (RSF, 3-28-09)	10
Carla Holmes vs. Texas (RF, 3-25-89)	10
6. Lexie Brown at Louisville (RSF, 4-1-14)	9
Crystal Langhorne vs. Coppin State (1R, 3-23-08)	9
Shay Doron vs. St. John's (2R, 3-21-06)	9
Jasmina Peracic vs. Missouri (RSF, 3-19-82)	9
10. BRIONNA JONES vs. New Mexico State (1R, 3-21-15)	8
<i>7 others</i>	

Career – Free Throws Att.

1. Crystal Langhorne (05, 06, 07, 08)	91
2. Alyssa Thomas (11, 12, 13, 14)	78
3. Laura Harper (06, 07, 08)	73
4. Shay Doron (04, 05, 06, 07)	66
5. Marissa Coleman (06, 07, 08, 09)	65
6. Laurin Mincy (11, 12, 14, 15)	56
7. Lynetta Kizer (09, 11, 12)	40
8. Vicky Bullett (86, 88, 89)	39
9. Alicia DeVaughn (11, 12, 13, 14)	35
10. Kristi Toliver (06, 07, 08, 09)	33
11. BRIONNA JONES (14, 15, 16)	32
12. Deanna Tate (86, 88, 89)	32
Lexie Brown (14, 15)	30
Dafne Lee (89, 90, 91, 92)	30

Series – Free Throws Att.

1. Laura Harper (06)	39
Crystal Langhorne (06)	39
3. Crystal Langhorne (08)	32
4. Alyssa Thomas (14)	31
5. Shay Doron (06)	28
6. Laura Harper (08)	27
7. BRIONNA JONES (15)	24
Lexie Brown (14)	24
Vicky Bullett (14)	24
10. Laurin Mincy (12)	23
Marissa Coleman (08)	23
Shay Doron (04)	23

Game – Free Throws Att.

1. Laurin Mincy vs. Louisville (2R, 3-19-12)	13
2. Shay Doron vs. LSU (2R, 3-23-04)	12
3. Alyssa Thomas vs. Georgetown (2R, 3-22-11)	11

Marissa Coleman vs. Vanderbilt (RSF, 3-28-09)	11
Crystal Langhorne vs. Coppin State (1R, 3-23-08)	11
Shay Doron vs. Miami (1R, 3-21-04)	11
Carla Holmes vs. Texas (RF, 3-25-89)	11
7. S. WALKER-KIMBROUGH vs. Washington (2R, 3-21-16)	10
<i>8 others</i>	

Career – Free Throw Pct.

<i>(min. 12 att.)</i>	
1. S. WALKER-KIMBROUGH (14, 15, 16)	.955 (21-22)
2. Jasmina Peracic (82, 83)	.947 (18-19)
3. Kristi Toliver (06, 07, 08, 09)	.939 (31-33)
4. Deanna Tate (86, 88, 89)	.906 (29-32)
5. Carla Holmes (88, 89, 90)	.900 (18-20)
6. Vicky Bullett (86, 88, 89)	.846 (33-39)
7. Jade Perry (05, 06, 07, 08)	.813 (13-16)
8. Laurin Mincy (11, 12, 14, 15)	.804 (45-56)
9. Shay Doron (04, 05, 06, 07)	.803 (53-66)
10. Lexie Brown (14, 15)	.800 (24-30)
Tianna Hawkins (11, 12, 13)	.800 (16-20)
12. Marissa Coleman (06, 07, 08, 09)	.785 (51-65)

Series – Free Throw Pct.

<i>(min. 10 att.)</i>	
1. S. WALKER-KIMBROUGH (16)	1,000 (10-10)
2. Alyssa Thomas (11)	1,000 (15-15)
3. Deanna Tate (89)	.944 (17-18)
4. Kristi Toliver (08)	.941 (16-17)
5. Jasmina Peracic (82)	.938 (15-16)
6. Carla Holmes (89)	.923 (12-13)
Vicky Bullett (88)	.923 (12-13)
8. S. WALKER-KIMBROUGH (15)	.917 (11-12)
9. Marissa Coleman (06)	.875 (14-16)
10. Laurin Mincy (14)	.846 (11-13)
11. Vicky Bullett (89)	.833 (20-24)
12. Shay Doron (06)	.821 (23-28)

Game – Free Throw Pct.

<i>(min. 7 att.)</i>	
1. S. WALKER-KIMBROUGH vs. Washington (2R, 3-21-16)	1,000 (10-10)
Alyssa Thomas vs. Georgetown (2R, 3-22-11)	1,000 (11-11)
Jasmina Peracic vs. Missouri (RSF, 3-19-82)	1,000 (9-9)
Deanna Tate vs. Texas (RF, 3-25-89)	1,000 (8-8)
Vicky Bullett vs. Stephen F. Austin (RSF, 3-23-89)	1,000 (8-8)
Vicky Bullett vs. Auburn (RF, 3-26-88)	1,000 (7-7)
6. Shay Doron vs. LSU (2R, 3-23-04)	.917 (11-12)
7. Marissa Coleman vs. Vanderbilt (RSF, 3-28-09)	.909 (10-11)
Carla Holmes vs. Texas (RF, 3-25-89)	.909 (10-11)
9. Lexie Brown at Louisville (RF, 4-1-14)	.900 (9-10)
Shay Doron vs. St. John's (2R, 3-21-06)	.900 (9-10)

Career – Rebounds

1. Marissa Coleman (06, 07, 08, 09)	152
2. Crystal Langhorne (05, 06, 07, 08)	133
3. Alyssa Thomas (11, 12, 13, 14)	129
4. Alicia DeVaughn (11, 12, 13, 14)	92
5. Laura Harper (06, 07, 08)	88
6. Tianna Hawkins (11, 12, 13)	85
7. BRIONNA JONES (14, 15, 16)	77
8. Vicky Bullett (86, 88, 89)	73
9. Laurin Mincy (11, 12, 14, 15)	70
10. Lynetta Kizer (09, 11, 12)	57
11. Kristi Toliver (06, 07, 08, 09)	55
12. S. WALKER-KIMBROUGH (14, 15, 16)	54
13. Shay Doron (04, 05, 06, 07)	48
14. Jessie Hicks (90, 91, 92, 93)	45
15. Dafne Lee (89, 90, 91, 92)	43
Debbie Lytle (82, 83)	43

NCAA TOURNAMENT

Series – Rebounds

1. Marissa Coleman (06)	61
2. Alyssa Thomas (14)	57
3. Laura Harper (06)	50
Marissa Coleman (09)	50
5. Crystal Langhorne (06)	49
6. Demauria Liles (09)	48
7. BRIONNA JONES (15)	45
8. Vicky Bullett (89)	42
9. Crystal Langhorne (08)	41
10. Alicia DeVaughn (13)	38
12. Tianna Hawkins (13)	35
13. Alicia DeVaughn (14)	34
Myra Waters (82)	34

Single Game – Rebounds

1. Marissa Coleman vs. Utah (2R, 3-24-09)	18
Vicky Bullett vs. Bowling Green	18
(2R, 3-18-89)	18
3. Alicia DeVaughn vs. Quinnipiac	17
(1R, 3-23-13)	17
Demauria Liles vs. Utah (2R, 3-24-09)	17
5. Tianna Hawkins vs. Quinnipiac	16
(1R, 3-23-13)	16
Crystal Langhorne vs. Ohio State	16
(2R, 3-22-05)	16
7. Marissa Coleman vs. Vanderbilt	15
(RSF, 3-28-09)	15
Crystal Langhorne vs. Baylor	15
(RSF, 3-25-06)	15
9. Alyssa Thomas vs. Army (1R, 3-23-14)	14
Tianna Hawkins vs. Louisville (2R, 3-19-12)	14
Alyssa Thomas vs. Georgetown	14
(2R, 3-22-11)	14
Marissa Coleman vs. Duke (NF, 4-4-06)	14
Marissa Coleman vs. North Carolina	14
(NSF, 4-2-06)	14

Career – Rebounding Average (min. 2 tournaments)

1. Crystal Langhorne (05, 06, 07, 08)	9.5 (133)
Marissa Coleman (06, 07, 08, 09)	9.5 (152)
3. Tianna Hawkins (11, 12, 13)	9.4 (85)
4. Alyssa Thomas (11, 12, 13, 14)	9.2 (129)
5. Vicky Bullett (86, 88, 89)	9.1 (73)
6. Laura Harper (06, 07, 08)	7.3 (88)
7. Debbie Lytle (82, 83)	7.2 (43)
8. Alicia DeVaughn (11, 12, 13, 14)	6.6 (92)
10. BRIONNA JONES (14, 15, 16)	6.4 (77)
9. Jessie Hicks (90, 91, 92, 93)	6.4 (45)
11. Lynetta Kizer (09, 11, 12)	5.7 (57)
12. Subrena Rivers (86, 88, 89)	5.3 (37)
13. Kalika France (04, 05)	5.0 (20)

Series – Rebounding Average (min. 2 games)

1. Crystal Langhorne (05)	13.0 (26)
2. Alicia DeVaughn (13)	12.7 (38)
3. Marissa Coleman (09)	12.5 (50)
4. Demauria Liles (09)	12.0 (48)
5. Tianna Hawkins (13)	11.7 (35)
6. Alyssa Thomas (14)	11.4 (57)
7. Marissa Coleman (07)	10.5 (21)
Vicky Bullett (89)	10.5 (42)
9. Crystal Langhorne (08)	10.3 (41)
10. Marissa Coleman (06)	10.2 (61)
11. Lynetta Kizer (11)	9.5 (19)
12. BRIONNA JONES (15)	9.0 (45)
Alyssa Thomas (11)	9.0 (18)
Vicky Bullett (88)	9.0 (27)
Chrissy Fisher (04)	9.0 (18)

Career – Assists

1. Kristi Toliver (06, 07, 08, 09)	89
2. Alyssa Thomas (11, 12, 13, 14)	44
3. Marissa Coleman (06, 07, 08, 09)	41
Carla Holmes (88, 89, 90)	41
5. Lexie Brown (14, 15)	40
6. Deanna Tate (86, 88, 89)	39
7. Laurin Mincy (11, 12, 14, 15)	36
Debbie Lytle (82, 83)	36
9. Shay Doron (04, 05, 06, 07)	33

10. Brene Moseley (12, 14, 15, 16)	31
11. Anjalé Barrett (09, 11, 12)	28
12. Crystal Langhorne (05, 06, 07, 08)	24
13. Jasmina Perazic (82, 83)	23

Series – Assists

1. Kristi Toliver (06)	35
2. Kristi Toliver (08)	27
3. Debbie Lytle (82)	26
4. Laurin Mincy (15)	23
Lexie Brown (14)	23
6. Marissa Coleman (06)	20
Terri Bradley (90)	20
Carla Holmes (88)	20
9. Deanna Tate (89)	18
Deanna Tate (88)	18

Single Game – Assists

1. Debbie Lytle vs. Stanford (2R, 3-14-82)	13
2. Kristi Toliver vs. Sacred Heart (1R, 3-19-06)	12
3. Terri Bradley vs. Appalachian State	11
(1R, 3-14-90)	11
4. Carla Holmes vs. St. Joseph's (2R, 3-19-88)	10
5. Kristi Toliver vs. Harvard (1R, 3-18-07)	9
Terri Bradley vs. Providence (2R, 3-17-90)	9
Carla Holmes vs. Appalachian State	9
(1R, 3-14-90)	9
8. Lexie Brown vs. Notre Dame (NSF, 4-6-14)	8
Kristi Toliver vs. Vanderbilt (RSF, 3-29-08)	8
Kristi Toliver vs. St. John's (2R, 3-21-06)	8
Vicki Brick vs. Miami (1R, 3-21-04)	8
Deanna Tate vs. Ohio State (RSF, 3-24-88)	8

Career – Assists Average (min. 2 tournaments)

1. Debbie Lytle (82, 83)	6.0 (36)
2. Kristi Toliver (06, 07, 08, 09)	5.6 (89)
3. Carla Holmes (88, 89, 90)	5.1 (41)
4. Deanna Tate (86, 88, 89)	4.9 (39)
Lexie Brown (14, 15)	4.0 (40)
5. Jasmina Perazic (82, 83)	3.8 (23)
6. Malissa Boles (92, 93)	3.3 (13)
7. Alyssa Thomas (11, 12, 13, 14)	3.1 (44)
8. Marcia Richardson (82, 83, 84)	3.0 (21)
9. Anjalé Barrett (09, 11, 12)	2.8 (28)
10. Marissa Coleman (06, 07, 08, 09)	2.6 (41)

Series – Assists Average (min. 2 games)

1. Terri Bradley (90)	10.0 (20)
2. Kristi Toliver (08)	6.8 (27)
3. Carla Holmes (88)	6.7 (20)
4. Carla Holmes (90)	6.5 (13)
Subrena Rivers (90)	6.5 (13)
6. Debbie Lytle (82)	6.5 (26)
7. Deanna Tate (88)	6.0 (18)
8. Kristi Toliver (07)	6.0 (12)

Career – Blocked Shots

1. Marissa Coleman (06, 07, 08, 09)	15
2. Vicky Bullett (86, 88, 89)	14
3. Jessie Hicks (90, 91, 92, 93)	13
4. Alicia DeVaughn (11, 12, 13, 14)	11
Laura Harper (06, 07, 08)	11
6. BRIONNA JONES (14, 15, 16)	8
Tianna Hawkins (11, 12, 13)	8
Crystal Langhorne (05, 06, 07, 08)	7
9. Delvona Oliver (04)	6
Debbie Lytle (82, 83)	6

Series – Blocked Shots

1. Vicky Bullett (89)	9
2. BRIONNA JONES (15)	6
Delvona Oliver (04)	6
4. Marissa Coleman (06)	5
Laura Harper (06)	5
Vicky Bullett (88)	5
Demauria Liles (09)	5

8. S. WALKER-KIMBROUGH (15)	4
Alicia DeVaughn (14)	4
Alicia DeVaughn (13)	4
Tianna Hawkins (13)	4
4 others	4

Game – Blocked Shots

1. BRIONNA JONES vs. Tennessee (3-30-15)	4
Tianna Hawkins vs. Connecticut	4
(RSF, 3-30-13)	4
Marissa Coleman vs. Utah (RF, 3-27-06)	4
Delvona Oliver vs. LSU (2R, 3-23-05)	4
Vicky Bullett vs. Bowling Green (2R, 3-18-89)	4
Vicky Bullett vs. Stephen F. Austin	4
(RSF, 3-23-89)	4
6. Laurin Mincy vs. Texas A&M (RSF, 3-25-12)	3
5 others	3

Career – Steals

1. Deanna Tate (86, 88, 89)	30
2. Marissa Coleman (06, 07, 08, 09)	21
3. Alyssa Thomas (11, 12, 13, 14)	19
4. Shay Doron (04, 05, 06, 07)	19
Vicky Bullett (86, 88, 89)	19
6. Crystal Langhorne (05, 06, 07, 08)	16
7. S. WALKER-KIMBROUGH (14, 15, 16)	15
Kristi Toliver (06, 07, 08, 09)	15
9. Laurin Mincy (11, 12, 14, 15)	14
Carla Holmes (88, 89, 90)	14
Subrena Rivers (86, 89, 90)	14

Series – Steals

1. Deanna Tate (89)	19
2. Shay Doron (06)	12
3. Vicky Bullett (89)	11
Carla Holmes (89)	11
Myra Waters (82)	11
6. S. WALKER-KIMBROUGH (14)	10
Subrena Rivers (89)	10
8. Laurin Mincy (14)	9
Deanna Tate (88)	9
10. Lexie Brown (14)	8
Tianna Hawkins (12)	8
Vicky Bullett (88)	8

NCAA TOURNAMENT

Maryland Team Records

Largest Margin of Victory

46 vs. Stephen F. Austin (89-54), 3-23-89

Largest Margin of Defeat

31 vs. Notre Dame (80-49), 3-27-12

Overtime Periods

1- Maryland def. Duke (78-75), 4-4-06

1- Maryland def. Utah (75-65), 3-27-06

Points

Series High- 492 in 2006 (6 games)

Single Game High- 100 vs. Appalachian State, 3-14-90

Single Game Low- 48 vs. Purdue, 3-14-97

Scoring Average

Series High- 87.5 in 1990 (2 games)

Series Low- 63.5 in 2011 (2 games)

Field Goals Made

Series High- 177 in 2006 (6 games)

Single Game High- 47 vs. Appalachian State, 3-14-90

Single Game Low- 18 vs. Georgetown, 3-22-11

Field Goals Attempted

Series High- 381 in 2006 (6 games)

Single Game High- 80 vs. Bowling Green, 3-18-89

Single Game Low- 47 vs. SW Missouri State, 3-20-93; 47 vs. Old Dominion, 3-24-84

Field Goal Pct.

Series High- .564 in 1983 (66 for 117, 2 games)

Series Low- .357 in 2011 (41 for 115, 2 games)

Single Game High- .681 vs. SW Missouri State (32 for 47, 3-20-93)

Single Game Low- .316 vs. Georgetown (18 for 57, 3-22-11)

3-Point Field Goals Made

Series High- 35 in 2015 (5 games)

Single Game High- 12 vs. Princeton, 3-23-15

Single Game Low- 0 vs. Notre Dame, 3-27-12; 0 vs. Purdue, 3-26-92; 0 vs. Appalachian State, 3-14-90; 0 vs. Bowling Green, 3-18-89

3-Point Field Goals Attempted

Series High- 88 in 2006 (6 games)

Single Game High- 28 vs. Washington, 3-21-16

Single Game Low- 0 vs. Appalachian State, 3-14-90

3-Point Field Goal Pct.

Series High- .402 in 2015 (35 for 87, 5 games)

Series Low- .167 in 1990 (1 for 6, 2 games)

Single Game High- .667 vs. Stephen F. Austin (2 for 3, 3-23-89)

Single Game Low- .000 vs. Notre Dame (0 for 8, 3-27-12); .000 vs. Purdue (0 for 3, 3-26-92); .000 vs. Bowling Green (0 for 2, 3-18-89)

Free Throws Made

Series High- 109 in 2006 (6 games)

Single Game High- 28 vs. Coppin State, 3-23-08

Single Game Low- 5 vs. Washington, 3-21-16; vs. Connecticut, 4-5-15; 5 vs. Notre Dame, 3-27-12; 5 vs. Ohio State, 3-22-05; 5 vs. St. Joseph's, 3-19-88

Free Throws Attempted

Series High- 142 in 2006 (6 games)

Single Game High- 35 vs. Coppin State, 3-23-08

Single Game Low- 5 vs. Washington, 3-21-16

Free Throw Pct.

Series High- .833 in 2016 (20-24, 2 games); 1988 (35 for 42, 3 games)

Series Low- .579 in 2005 (22 for 38, 2 games)

Single Game High- 1.000 vs. Washington (5 for 5, 3-21-16);

.938 vs. SW Missouri State (15 for 16, 3-20-93)

Single Game Low- .500 vs. Ohio State (5 for 10, 3-22-05)

Rebounds

Series High- 285 in 2006 (6 games)

Series Low- 58 in 1983 (2 games)

Single Game High- 59 vs. Quinnipiac, 3-23-13

Single Game Low- 13 vs. Old Dominion, 3-24-83

Rebounding Average

Series High- 48.0 in 2009 (192 in 4 games)

Series Low- 29.0 in 1983 (58 in 2 games)

Fouls

Series High- 101 in 2006 (6 games)

Single Game High- 29 vs. Ohio State, 3-16-86

Single Game Low- 7 vs. New Mexico State, 3-21-15; 7 vs. Sacred Heart, 3-19-06

Assists

Series High- 96 in 2006 (6 games)

Single Game High- 31 vs. Appalachian State, 3-14-90

Single Game Low- 6 vs. Tennessee, 3-31-89

Blocked Shots

Series High- 18 in 2006 (6 games)

Single Game High- 7 vs. Utah, 3-27-06; 7 vs. Miami, 3-21-04

Single Game Low- 0 six times, most recently vs. Tennessee, 3-30-14

Steals

Series High- 60 in 1989 (4 games)

Single Game High- 25 vs. Stephen F. Austin, 3-23-89

Single Game Low- 1 vs. Vanderbilt, 3-28-09; 1 vs. Baylor, 3-25-06; 1 vs. LSU, 3-23-04

Opponent Team

Points

Series High- 401 in 2006 (6 games)

Single Game High- 104 by Auburn, 3-26-88

Single Game Low- 44 by Navy, 3-17-12

Scoring Average

Series High- 80.5 in 2004 (161 in 2 games)

Series Low- 59.0 in 2013 (177 in 3 games)

Field Goals Made

Series High- 144 in 2006 (6 games)

Single Game High- 44 by Auburn, 3-26-88

Single Game Low- 16 by Saint Francis (Pa.), 3-20-11

Field Goals Attempted

Series High- 402 in 2006 (6 games)

Single Game High- 80 by Cheyney State, 3-17-84; 80 by Central Michigan, 3-19-83

Single Game Low- 46 by Colorado State, 3-17-01

Field Goal Pct.

Series High- .505 in 1988 (104 for 206, 3 games)

Series Low- .355 in 2016 (44 for 124, 2 games)

Single Game High- .611 by Auburn (44 for 72, 3-26-88)

Single Game Low- .230 by Quinnipiac (17 for 74, 3-23-13)

3-Point Field Goals Made

Series High- 36 in 2006 (6 games)

Single Game High- 14 by Stanford, 3-31-08; 14 by Colorado State, 3-17-01

Single Game Low- 0 by Tennessee, 3-31-89; 0 by Stephen F. Austin, 3-23-89

3-Point Field Goals Attempted

Series High- 114 in 2006 (6 games)

Single Game High- 30 by Iona, 3-19-16

Single Game Low- 0 by Tennessee, 3-31-89

3-Point Field Goal Pct.

Series High- .536 in 1990 (15 for 28, 2 games)

Series Low- .264 in 2015 (24 for 91, 5 games)

Single Game High- .583 by Colorado State (14 for 24, 3-17-01)

Single Game Low- .091 by Wisconsin-Green Bay (1 for 11, 3-20-05)

Free Throws Made

Series High- 77 in 2006 (6 games)

Single Game High- 31 by Ohio State, 3-16-86

Single Game Low- 0 by Tennessee, 3-30-15

Free Throws Attempted

Series High- 108 in 2006 (6 games)

Single Game High- 40 by Ohio State, 3-16-86

Single Game Low- 1 by Tennessee, 3-30-15; by St. Joseph's, 3-19-88

Free Throw Pct.

Series High- .897 in 2016 (26 for 29, 2 games)

Series Low- .559 in 2005 (19 for 34, 2 games)

Single Game High- 1.000 by Duke (10 for 10, 3-28-15)

Single Game Low- .462 by Nebraska (6 for 13, 3-25-08)

Rebounds

Series High- 207 in 2006 (6 games)

Single Game High- 50 by Notre Dame, 4-6-14

Single Game Low- 14 by SW Missouri State, 3-20-93

Rebounding Average

Series High- 40.8 in 1989 (163, 4 games)

Series Low- 29.6 in 2015 (148, 5 games)

Fouls

Series High- 110 in 2006 (6 games)

Single Game High- 24 by Coppin State, 3-23-08

Single Game Low- 8 by Connecticut, 3-30-13

Assists

Series High- 84 in 2006 (6 games)

Single Game High- 22 by Stanford, 3-31-08; 22 by Ohio State,

3-22-05; 22 by Providence, 3-17-90; 22 by St. Joseph's, 3-19-88

Single Game Low- 3 by Dartmouth, 3-22-09

Blocked Shots

Series High- 23 in 2006 (6 games)

Single Game High- 7 by Connecticut, 4-5-15; 7 by Connecticut, 3-30-13; 7 by Bowling Green, 3-18-89

Single Game Low- 0 by Purdue, 3-14-97; 0 by SW Missouri State, 3-20-93

Steals

Series High- 50 in 2006 (6 games)

Single Game High- 18 at Louisville, 4-1-14

Single Game Low- 2 by Baylor, 3-25-06; 2 by Toledo, 3-21-92; 2 by Drake, 3-21-82; 2 by Stanford, 3-14-82

2016-17 Maryland Women's Basketball

2016-17 Maryland Women's Basketball Maryland Combined Team Statistics (as of Mar 14, 2017) All games

RECORD:	OVERALL	HOME	AWAY	NEUTRAL
ALL GAMES	30-2	14-1	11-1	5-0
CONFERENCE	15-1	8-0	7-1	0-0
NON-CONFERENCE	15-1	6-1	4-0	5-0

#	Player	gp-gs	min	avg	Total		3-Point		F-Throw		Rebounds				pf	dq	a	to	blk	stl	pts	avg		
					fg-fga	fg%	3fg-fga	3fg%	ft-fa	ft%	off	def	tot	avg										
42	Brianna Jones	32-32	846	26.4	252-361	.698	0-1	.000	130-170	.765	149	195	344	10.8	77	2	46	48	50	58	634	19.8		
32	S. Walker-Kimbrough	32-31	925	28.9	212-399	.531	67-150	.447	103-127	.811	28	94	122	3.8	41	0	117	92	22	58	594	18.6		
05	Destiny Slocum	31-31	948	30.6	119-298	.399	68-180	.378	51-75	.680	9	80	89	2.9	67	0	186	97	2	40	357	11.5		
03	Kaila Charles	32-32	737	23.0	132-257	.514	0-2	.000	60-88	.682	74	104	178	5.6	67	0	42	54	16	41	324	10.1		
34	Brianna Fraser	32-0	402	12.6	77-144	.535	0-0	.000	45-66	.682	42	78	120	3.8	44	0	15	33	24	11	199	6.2		
01	Ieshia Small	32-2	493	15.4	64-157	.408	8-20	.400	33-54	.611	13	53	66	2.1	48	0	70	55	2	24	169	5.3		
12	Kristen Confroy	32-32	859	26.8	56-136	.412	41-108	.380	10-12	.833	33	91	124	3.9	37	0	73	26	3	41	163	5.1		
15	Kiah Gillespie	30-0	268	8.9	49-103	.476	2-11	.182	22-29	.759	39	45	84	2.8	27	0	28	19	6	16	122	4.1		
24	Stephanie Jones	31-0	283	9.1	54-94	.574	0-0	.000	14-31	.452	29	31	60	1.9	33	0	10	12	2	14	122	3.9		
14	Jenna Staiti	22-0	129	5.9	32-64	.500	0-0	.000	7-13	.538	17	30	47	2.1	16	0	8	6	14	3	71	3.2		
22	Blair Watson	27-0	309	11.4	31-95	.326	15-63	.238	7-12	.583	25	38	63	2.3	31	1	28	18	13	29	84	3.1		
21	Sarah Myers	25-0	201	8.0	14-38	.368	4-14	.286	5-8	.625	3	27	30	1.2	18	0	24	13	3	10	37	1.5		
Team											64	54	118											
Total.....		32	6400	1092-2146		.509	205-549	.373	487-685	.711	525	920	1445	45.2	506	3	647	478	157	345	2876	89.9		
Opponents.....		32	6400	778-1978		.393	192-577	.333	314-465	.675	351	618	969	30.3	582	17	409	580	96	201	2062	64.4		

TEAM STATISTICS	UMD	OPP	Date	Opponent	Score	Att.			
SCORING	2876	2062	11/13/16	UMASS-LOWELL	w 100-44	3958			
Points per game	89.9	64.4	11/16/16	MARYLAND EASTERN SHORE	w 106-61	3477			
Scoring margin	+25.4	-	11/18/16	MOUNT ST. MARY'S	w 106-42	4108			
FIELD GOALS-ATT	1092-2146	778-1978	11/20/16	at Niagara	w 96-64	757			
Field goal pct	.509	.393	11/25/16	vs Arizona State	w 83-42	357			
3 POINT FG-ATT	205-549	192-577	11/26/16	vs Washington State	w 79-69	342			
3-point FG pct	.373	.333	12/01/16	at Louisville	w 78-72	7816			
3-pt FG made per game	6.4	6.0	12/04/16	UMBC	w 92-42	2607			
FREE THROWS-ATT	487-685	314-465	12/06/16	TOWSON	w 97-63	3464			
Free throw pct	.711	.675	12/08/16	SAINT PETER'S	w 101-49	3940			
F-Throws made per game	15.2	9.8	12/12/16	at Loyola Maryland	w 79-60	1009			
REBOUNDS	1445	969	12/21/16	at Duquesne	w 77-57	1288			
Rebounds per game	45.2	30.3	12/29/16	CONNECTICUT	L 81-87	17950			
Rebounding margin	+14.9	-	* 01/01/17	at Minnesota	w 83-72	4884			
ASSISTS	647	409	* 01/04/17	at Nebraska	w 93-49	4299			
Assists per game	20.2	12.8	* 01/07/17	NORTHWESTERN	w 96-65	5214			
TURNOVERS	478	580	* 01/11/17	PENN STATE	w 89-83	4680			
Turnovers per game	14.9	18.1	* 01/14/17	at Iowa	w 98-82	7043			
Turnover margin	+3.2	-	* 01/19/17	MICHIGAN	w 83-70	4666			
Assist/turnover ratio	1.4	0.7	* 01/22/17	RUTGERS	w 80-71	6236			
STEALS	345	201	* 01/26/17	at Illinois	w 94-49	1126			
Steals per game	10.8	6.3	* 01/29/17	IOWA	w 100-81	7988			
BLOCKS	157	96	* 02/02/17	at Purdue	w 85-70	5671			
Blocks per game	4.9	3.0	* 02/05/17	at Indiana	w 92-56	4038			
ATTENDANCE	87857	70135	* 02/09/17	ILLINOIS	w 84-59	4160			
Home games-Avg/Game	15-5857	12-4590	* 02/12/17	at Michigan State	w 89-72	10646			
Neutral site-Avg/Game	-	5-3011	* 02/15/17	WISCONSIN	w 89-40	5302			
Score by Periods	1st	2nd	3rd	4th	Totals				
Maryland	717	704	756	699	2876	* 02/20/17	at Ohio State	L 87-98	6505
Opponents	469	459	553	581	2062	* 02/26/17	MINNESOTA	w 93-60	10107
						03/03/17	vs Minnesota	w 92-80	4065
						03/04/17	vs Michigan State	w 100-89	5408
						03/05/17	vs Purdue	w 74-64	4881

* - Conference game

2016-17 Maryland Women's Basketball

2016-17 Maryland Women's Basketball Maryland Combined Team Statistics (as of Feb 26, 2017) Conference games

RECORD:	OVERALL	HOME	AWAY	NEUTRAL
ALL GAMES	15-1	8-0	7-1	0-0
CONFERENCE	15-1	8-0	7-1	0-0
NON-CONFERENCE	0-0	0-0	0-0	0-0

#	Player	gp-gs	min	avg	Total		3-Point		F-Throw		Rebounds				pf	dq	a	to	blk	stl	pts	avg		
					fg-fga	fg%	3fg-fga	3fg%	ft-fga	ft%	off	def	tot	avg										
42	Brianna Jones	16-16	465	29.1	130-184	.707	0-0	.000	72-98	.735	79	104	183	11.4	47	1	24	32	27	27	332	20.8		
32	S. Walker-Kimbrough	16-15	490	30.6	119-225	.529	42-93	.452	49-61	.803	19	56	75	4.7	26	0	60	50	14	36	329	20.6		
05	Destiny Slocum	15-15	505	33.7	55-156	.353	33-97	.340	18-28	.643	5	46	51	3.4	30	0	112	48	2	14	161	10.7		
03	Kaila Charles	16-16	380	23.8	64-128	.500	0-0	.000	38-51	.745	40	56	96	6.0	35	0	24	26	10	12	166	10.4		
34	Brianna Fraser	16-0	208	13.0	36-79	.456	0-0	.000	25-42	.595	15	36	51	3.2	24	0	7	15	12	6	97	6.1		
01	Ieshia Small	16-2	262	16.4	35-85	.412	4-6	.667	20-31	.645	7	29	36	2.3	27	0	30	25	0	8	94	5.9		
12	Kristen Confroy	16-16	451	28.2	29-73	.397	22-61	.361	4-5	.800	19	50	69	4.3	17	0	40	17	1	25	84	5.3		
15	Kiah Gillespie	16-0	121	7.6	30-50	.600	1-6	.167	5-7	.714	14	20	34	2.1	13	0	11	8	4	5	66	4.1		
24	Stephanie Jones	15-0	123	8.2	21-40	.525	0-0	.000	8-17	.471	15	15	30	2.0	16	0	5	7	1	8	50	3.3		
22	Blair Watson	11-0	103	9.4	12-33	.364	7-21	.333	2-4	.500	10	16	26	2.4	15	1	4	7	6	5	33	3.0		
14	Jenna Staiti	9-0	36	4.0	5-16	.313	0-0	.000	1-2	.500	5	5	10	1.1	0	0	2	2	5	2	11	1.2		
21	Sarah Myers	11-0	56	5.1	4-10	.400	1-4	.250	3-6	.500	2	7	9	0.8	5	0	1	5	2	2	12	1.1		
Team											39	26	65											
Total.....		16	3200	540-1079		.500	110-288	.382	245-352	.696	269	466	735	45.9	255	2	320	245	84	150	1435	89.7		
Opponents.....		16	3200	411-1018		.404	96-285	.337	159-234	.679	174	319	493	30.8	301	14	212	264	51	107	1077	67.3		

TEAM STATISTICS	UMD	OPP	Date	Opponent	Score	Att.
SCORING	1435	1077	* 01/01/17	at Minnesota	w 83-72	4884
Points per game	89.7	67.3	* 01/04/17	at Nebraska	w 93-49	4299
Scoring margin	+22.4	-	* 01/07/17	NORTHWESTERN	w 96-65	5214
FIELD GOALS-ATT	540-1079	411-1018	* 01/11/17	PENN STATE	w 89-83	4680
Field goal pct	.500	.404	* 01/14/17	at Iowa	w 98-82	7043
3 POINT FG-ATT	110-288	96-285	* 01/19/17	MICHIGAN	w 83-70	4666
3-point FG pct	.382	.337	* 01/22/17	RUTGERS	w 80-71	6236
3-pt FG made per game	6.9	6.0	* 01/26/17	at Illinois	w 94-49	1126
FREE THROWS-ATT	245-352	159-234	* 01/29/17	IOWA	w 100-81	7988
Free throw pct	.696	.679	* 02/02/17	at Purdue	w 85-70	5671
F-Throws made per game	15.3	9.9	* 02/05/17	at Indiana	w 92-56	4038
REBOUNDS	735	493	* 02/09/17	ILLINOIS	w 84-59	4160
Rebounds per game	45.9	30.8	* 02/12/17	at Michigan State	w 89-72	10646
Rebounding margin	+15.1	-	* 02/15/17	WISCONSIN	w 89-40	5302
ASSISTS	320	212	* 02/20/17	at Ohio State	L 87-98	6505
Assists per game	20.0	13.3	* 02/26/17	MINNESOTA	w 93-60	10107
TURNOVERS	245	264	* - Conference game			
Turnovers per game	15.3	16.5				
Turnover margin	+1.2	-				
Assist/turnover ratio	1.3	0.8				
STEALS	150	107				
Steals per game	9.4	6.7				
BLOCKS	84	51				
Blocks per game	5.3	3.2				
ATTENDANCE	48353	44212				
Home games-Avg/Game	8-6044	8-5526				
Neutral site-Avg/Game	-	0-0				

Score by Periods	1st	2nd	3rd	4th	Totals
Maryland	367	334	389	345	1435
Opponents	248	252	269	308	1077

2016-17 Maryland Women's Basketball

2016-17 Maryland Women's Basketball Maryland Combined Team Statistics (as of Mar 07, 2017) Postseason

RECORD:	OVERALL	HOME	AWAY	NEUTRAL
ALL GAMES	3-0	0-0	0-0	3-0
CONFERENCE	0-0	0-0	0-0	0-0
NON-CONFERENCE	3-0	0-0	0-0	3-0

#	Player	gp-gs	min	avg	Total		3-Point		F-Throw		Rebounds				pf	dq	a	to	blk	stl	pts	avg		
					fg-fga	fg%	3fg-fga	3fg%	ft-fga	ft%	off	def	tot	avg										
42	Brianna Jones	3-3	106	35.3	29-38	.763	0-0	.000	15-17	.882	15	19	34	11.3	4	0	11	4	8	6	73	24.3		
32	S. Walker-Kimbrough	3-3	100	33.3	21-43	.488	8-15	.533	7-10	.700	1	10	11	3.7	2	0	10	8	0	2	57	19.0		
05	Destiny Slocum	3-3	105	35.0	15-33	.455	10-25	.400	5-10	.500	0	4	4	1.3	10	0	18	14	0	4	45	15.0		
03	Kaila Charles	3-3	81	27.0	15-29	.517	0-0	.000	7-9	.778	6	11	17	5.7	7	0	2	8	0	9	37	12.3		
12	Kristen Confroy	3-3	102	34.0	7-13	.538	5-9	.556	0-0	.000	3	7	10	3.3	5	0	6	3	1	4	19	6.3		
34	Brianna Fraser	3-0	23	7.7	6-9	.667	0-0	.000	3-3	1.000	2	3	5	1.7	3	0	1	3	2	0	15	5.0		
24	Stephanie Jones	3-0	27	9.0	4-6	.667	0-0	.000	0-0	.000	1	2	3	1.0	2	0	0	0	0	0	8	2.7		
14	Jenna Staiti	2-0	1	0.5	2-2	1.000	0-0	.000	0-0	.000	1	0	1	0.5	1	0	0	0	0	0	4	2.0		
01	Ieshia Small	3-0	26	8.7	2-6	.333	2-3	.667	0-0	.000	1	2	3	1.0	2	0	5	3	1	1	6	2.0		
15	Kiah Gillespie	2-0	5	2.5	0-2	.000	0-0	.000	1-2	.500	0	0	0	0.0	0	0	0	1	0	0	1	0.5		
22	Blair Watson	3-0	16	5.3	0-3	.000	0-1	.000	1-2	.500	0	2	2	0.7	1	0	4	1	0	0	1	0.3		
21	Sarah Myers	3-0	8	2.7	0-1	.000	0-0	.000	0-0	.000	0	1	1	0.3	1	0	3	0	0	1	0	0.0		
Team											6	6	12											
Total.....		3	600		101-185	.546	25-53	.472	39-53	.736	36	67	103	34.3	38	0	60	45	12	27	266	88.7		
Opponents.....		3	600		87-191	.455	25-64	.391	34-39	.872	41	54	95	31.7	47	0	48	51	13	23	233	77.7		

TEAM STATISTICS	UMD	OPP	Date	Opponent	Score	Att.
SCORING	266	233	03/03/17	vs Minnesota	w 92-80	4065
Points per game	88.7	77.7	03/04/17	vs Michigan State	w 100-89	5408
Scoring margin	+11.0	-	03/05/17	vs Purdue	w 74-64	4881
FIELD GOALS-ATT	101-185	87-191	* - Conference game			
Field goal pct	.546	.455				
3 POINT FG-ATT	25-53	25-64				
3-point FG pct	.472	.391				
3-pt FG made per game	8.3	8.3				
FREE THROWS-ATT	39-53	34-39				
Free throw pct	.736	.872				
F-Throws made per game	13.0	11.3				
REBOUNDS	103	95				
Rebounds per game	34.3	31.7				
Rebounding margin	+2.7	-				
ASSISTS	60	48				
Assists per game	20.0	16.0				
TURNOVERS	45	51				
Turnovers per game	15.0	17.0				
Turnover margin	+2.0	-				
Assist/turnover ratio	1.3	0.9				
STEALS	27	23				
Steals per game	9.0	7.7				
BLOCKS	12	13				
Blocks per game	4.0	4.3				
ATTENDANCE	0	14354				
Home games-Avg/Game	0-0	0-0				
Neutral site-Avg/Game	-	3-4785				

Score by Periods	1st	2nd	3rd	4th	Totals
Maryland	65	68	67	66	266
Opponents	45	57	60	71	233

2016-17 Maryland Women's Basketball

2016-17 Maryland Women's Basketball Maryland Season Box Score (as of Mar 09, 2017) All games

RECORD:	OVERALL	HOME	AWAY	NEUTRAL
ALL GAMES	30-2	14-1	11-1	5-0
CONFERENCE	15-1	8-0	7-1	0-0
NON-CONFERENCE	15-1	6-1	4-0	5-0

#	Player	gp-gs	min	Total		3-Point		F-Throw		Rebounds				pf	dq	a	to	blk	stl	pts	avg	
				avg	fg-fga	fg%	3fg-fga	3fg%	ft-fa	ft%	off	def	tot									avg
42	Brionna Jones	32-32	846	26.4	252-361	.698	0-1	.000	130-170	.765	149	195	344	10.8	77	2	46	48	50	58	634	19.8
	Conference-Only...	16-16	465	29.1	130-184	.707	0-0	.000	72-98	.735	79	104	183	11.4	47	1	24	32	27	27	332	20.8
32	S. Walker-Kimbrough	32-31	925	28.9	212-399	.531	67-150	.447	103-127	.811	28	94	122	3.8	41	0	117	92	22	58	594	18.6
	Conference-Only...	16-15	490	30.6	119-225	.529	42-93	.452	49-61	.803	19	56	75	4.7	26	0	60	50	14	36	329	20.6
05	Destiny Slocum	31-31	948	30.6	119-298	.399	68-180	.378	51-75	.680	9	80	89	2.9	67	0	186	97	2	40	357	11.5
	Conference-Only...	15-15	505	33.7	55-156	.353	33-97	.340	18-28	.643	5	46	51	3.4	30	0	112	48	2	14	161	10.7
03	Kaila Charles	32-32	737	23.0	132-257	.514	0-2	.000	60-88	.682	74	104	178	5.6	67	0	42	54	16	41	324	10.1
	Conference-Only...	16-16	380	23.8	64-128	.500	0-0	.000	38-51	.745	40	56	96	6.0	35	0	24	26	10	12	166	10.4
34	Brianna Fraser	32-0	402	12.6	77-144	.535	0-0	.000	45-66	.682	42	78	120	3.8	44	0	15	33	24	11	199	6.2
	Conference-Only...	16-0	208	13.0	36-79	.456	0-0	.000	25-42	.595	15	36	51	3.2	24	0	7	15	12	6	97	6.1
01	Ieshia Small	32-2	493	15.4	64-157	.408	8-20	.400	33-54	.611	13	53	66	2.1	48	0	70	55	2	24	169	5.3
	Conference-Only...	16-2	262	16.4	35-85	.412	4-6	.667	20-31	.645	7	29	36	2.3	27	0	30	25	0	8	94	5.9
12	Kristen Confroy	32-32	859	26.8	56-136	.412	41-108	.380	10-12	.833	33	91	124	3.9	37	0	73	26	3	41	163	5.1
	Conference-Only...	16-16	451	28.2	29-73	.397	22-61	.361	4-5	.800	19	50	69	4.3	17	0	40	17	1	25	84	5.3
15	Kiah Gillespie	30-0	268	8.9	49-103	.476	2-11	.182	22-29	.759	39	45	84	2.8	27	0	28	19	6	16	122	4.1
	Conference-Only...	16-0	121	7.6	30-50	.600	1-6	.167	5-7	.714	14	20	34	2.1	13	0	11	8	4	5	66	4.1
24	Stephanie Jones	31-0	283	9.1	54-94	.574	0-0	.000	14-31	.452	29	31	60	1.9	33	0	10	12	2	14	122	3.9
	Conference-Only...	15-0	123	8.2	21-40	.525	0-0	.000	8-17	.471	15	15	30	2.0	16	0	5	7	1	8	50	3.3
14	Jenna Staiti	22-0	129	5.9	32-64	.500	0-0	.000	7-13	.538	17	30	47	2.1	16	0	8	6	14	3	71	3.2
	Conference-Only...	9-0	36	4.0	5-16	.313	0-0	.000	1-2	.500	5	5	10	1.1	0	0	2	2	5	2	11	1.2
22	Blair Watson	27-0	309	11.4	31-95	.326	15-63	.238	7-12	.583	25	38	63	2.3	31	1	28	18	13	29	84	3.1
	Conference-Only...	11-0	103	9.4	12-33	.364	7-21	.333	2-4	.500	10	16	26	2.4	15	1	4	7	6	5	33	3.0
21	Sarah Myers	25-0	201	8.0	14-38	.368	4-14	.286	5-8	.625	3	27	30	1.2	18	0	24	13	3	10	37	1.5
	Conference-Only...	11-0	56	5.1	4-10	.400	1-4	.250	3-6	.500	2	7	9	0.8	5	0	1	5	2	2	12	1.1
	Team										64	54	118				5					
	Team										39	26	65				3					
	Total.....	32	6400		1092-2146	.509	205-549	.373	487-685	.711	525	920	1445	45.2	506	3	647	478	157	345	2876	89.9
	Conference-Only...	16	3200		540-1079	.500	110-288	.382	245-352	.696	269	466	735	45.9	255	2	320	245	84	150	1435	89.7
	Opponents.....	32	6400		778-1978	.393	192-577	.333	314-465	.675	351	618	969	30.3	582	17	409	580	96	201	2062	64.4
	Conference-Only...	16	3200		411-1018	.404	96-285	.337	159-234	.679	174	319	493	30.8	301	14	212	264	51	107	1077	67.3

Score by Periods	1st	2nd	3rd	4th	Totals
Maryland	717	704	756	699	2876
Opponents	469	459	553	581	2062

2016-17 Maryland Women's Basketball

2016-17 Maryland Women's Basketball Maryland Team Game-by-Game (as of Mar 09, 2017) All games

TEAM STATISTICS

Opponent	Date	Score	Total		3-Pointers		Free throws		Rebounds				pf	a	t/o	blk	stl	pts	avg	
			fg-fga	pct	3fg-fga	pct	ft-fa	pct	off	def	tot	avg								
UMASS-LOWELL	11/13/16	100-44	W	41-88	.466	6-22	.273	12-16	.750	23	29	52	52.0	20	25	9	4	26	100	100.0
MARYLAND EASTERN SH	11/16/16	106-61	W	45-80	.563	7-17	.412	9-14	.643	21	40	61	56.5	16	25	15	6	7	106	103.0
MOUNT ST. MARY'S	11/18/16	106-42	W	41-71	.577	4-14	.286	20-25	.800	17	43	60	57.7	6	29	19	4	21	106	104.0
at Niagara	11/20/16	96-64	W	36-67	.537	11-26	.423	13-19	.684	16	24	40	53.2	21	26	11	7	12	96	102.0
vs Arizona State	11/25/16	83-42	W	36-66	.545	1-9	.111	10-15	.667	17	30	47	52.0	21	16	14	4	8	83	98.2
vs Washington State	11/26/16	79-69	W	25-58	.431	2-7	.286	27-38	.711	15	29	44	50.7	20	12	20	0	16	79	95.0
at Louisville	12/01/16	78-72	W	26-54	.481	3-15	.200	23-28	.821	10	38	48	50.3	19	9	18	6	2	78	92.6
UMBC	12/04/16	92-42	W	35-71	.493	12-24	.500	10-15	.667	17	36	53	50.6	10	29	12	6	12	92	92.5
TOWSON	12/06/16	97-63	W	36-73	.493	7-20	.350	18-25	.720	20	26	46	50.1	18	25	12	8	15	97	93.0
SAINT PETER'S	12/08/16	101-49	W	42-72	.583	3-11	.273	14-17	.824	13	20	33	48.4	9	21	6	3	19	101	93.8
at Loyola Maryland	12/12/16	79-60	W	29-60	.483	5-16	.313	16-23	.696	20	24	44	48.0	14	15	19	4	15	79	92.5
at Duquesne	12/21/16	77-57	W	27-54	.500	4-7	.571	19-28	.679	12	27	39	47.2	20	19	19	4	8	77	91.2
CONNECTICUT	12/29/16	81-87	L	32-68	.471	5-20	.250	12-17	.706	19	21	40	46.7	19	16	14	5	7	81	90.4
at Minnesota	01/01/17	83-72	W	36-77	.468	6-18	.333	5-10	.500	17	25	42	46.4	11	27	14	6	14	83	89.9
at Nebraska	01/04/17	93-49	W	37-72	.514	6-16	.375	13-20	.650	20	33	53	46.8	17	24	13	6	13	93	90.1
NORTHWESTERN	01/07/17	96-65	W	34-70	.486	10-24	.417	18-25	.720	17	30	47	46.8	18	14	14	2	12	96	90.4
PENN STATE	01/11/17	89-83	W	34-61	.557	3-11	.273	18-27	.667	16	30	46	46.8	15	20	21	6	5	89	90.4
at Iowa	01/14/17	98-82	W	37-72	.514	7-16	.438	17-25	.680	20	24	44	46.6	19	20	12	2	7	98	90.8
MICHIGAN	01/19/17	83-70	W	35-71	.493	5-17	.294	8-17	.471	19	24	43	46.4	11	19	13	10	9	83	90.4
RUTGERS	01/22/17	80-71	W	29-56	.518	7-19	.368	15-24	.625	15	26	41	46.2	13	18	18	6	7	80	89.8
at Illinois	01/26/17	94-49	W	32-75	.427	7-22	.318	23-35	.657	22	39	61	46.9	13	22	12	9	10	94	90.0
IOWA	01/29/17	100-81	W	39-65	.600	8-18	.444	14-17	.824	12	28	40	46.5	20	26	19	4	9	100	90.5
at Purdue	02/02/17	85-70	W	31-70	.443	6-16	.375	17-24	.708	23	22	45	46.5	21	16	14	2	10	85	90.3
at Indiana	02/05/17	92-56	W	36-62	.581	7-14	.500	13-19	.684	10	37	47	46.5	18	20	14	11	7	92	90.3
ILLINOIS	02/09/17	84-59	W	31-70	.443	10-25	.400	12-14	.857	19	34	53	46.8	14	25	18	2	10	84	90.1
at Michigan State	02/12/17	89-72	W	31-57	.544	5-11	.455	22-30	.733	11	28	39	46.5	19	17	18	2	8	89	90.0
WISCONSIN	02/15/17	89-40	W	32-62	.516	5-14	.357	20-25	.800	14	32	46	46.4	6	13	10	3	17	89	90.0
at Ohio State	02/20/17	87-98	L	33-79	.418	10-30	.333	11-15	.733	20	22	42	46.3	24	15	14	3	3	87	89.9
MINNESOTA	02/26/17	93-60	W	33-60	.550	8-17	.471	19-25	.760	14	32	46	46.3	16	24	21	10	9	93	90.0
vs Minnesota	03/03/17	92-80	W	35-67	.522	11-21	.524	11-15	.733	15	20	35	45.9	14	23	14	5	9	92	90.1
vs Michigan State	03/04/17	100-89	W	37-62	.597	8-14	.571	18-26	.692	13	21	34	45.5	11	19	12	1	9	100	90.4
vs Purdue	03/05/17	74-64	W	29-56	.518	6-18	.333	10-12	.833	8	26	34	45.2	13	18	19	6	9	74	89.9
Maryland		2876		1092-2146	.509	205-549	.373	487-685	.711	525	920	1445	45.2	506	647	478	157	345	2876	89.9
Opponents		2062		778-1978	.393	192-577	.333	314-465	.675	351	618	969	30.3	582	409	580	96	201	2062	64.4

Games played: 32
Points/game: 89.9
FG Pct: 50.9
3FG Pct: 37.3
FT Pct: 71.1

Rebounds/game: 45.2
Assists/game: 20.2
Turnovers/game: 14.9
Assist/turnover ratio: 1.4
Steals/game: 10.8
Blocks/game: 4.9

2016-17 Maryland Women's Basketball

2016-17 Maryland Women's Basketball Maryland Team Game-by-Game Comparison (as of Mar 09, 2017) All games

Opponent	1st	2nd	Score	Mar	Total FG	FG Pct	3-Pointers	3FG Pct	Free Throws	FT Pct	Rebounds	Assist	T/Over	Block	Steal	Fouls
UMASS-LOWELL	57/16	43/28	100-44	+56	41-88/15-50	.466/.300	6-22/6-19	.273/.316	12-16/8-11	.750/.727	52/30 +22	25/9	9/34	4/2	26/1	20/20
MARYLAND EASTERN SHORE	54/29	52/32	106-61	+45	45-80/22-69	.563/.319	7-17/7-18	.412/.389	9-14/10-18	.643/.556	61/25 +36	25/7	15/12	6/1	7/5	16/14
MOUNT ST. MARY'S	37/20	69/22	106-42	+64	41-71/17-62	.577/.274	4-14/7-32	.286/.219	20-25/1-5	.800/.200	60/24 +36	29/10	19/27	4/1	21/6	6/17
Niagara	58/32	38/32	96-64	+32	36-67/19-51	.537/.373	11-26/6-11	.423/.545	13-19/20-27	.684/.741	40/30 +10	26/14	11/18	7/3	12/4	21/15
Arizona State	47/13	36/29	83-42	+41	36-66/15-53	.545/.283	1-9/2-9	.111/.222	10-15/10-17	.667/.588	47/28 +19	16/6	14/20	4/3	8/5	21/18
Washington State	34/34	45/35	79-69	+10	25-58/27-68	.431/.397	2-7/8-17	.286/.471	27-38/7-21	.711/.333	44/47 (3)	12/13	20/24	0/6	16/9	20/27
Louisville	42/38	36/34	78-72	+6	26-54/31-79	.481/.392	3-15/4-23	.200/.174	23-28/6-14	.821/.429	48/35 +13	9/15	18/7	6/2	2/7	19/20
UMBC	42/17	50/25	92-42	+50	35-71/16-59	.493/.271	12-24/3-10	.500/.176	10-15/7-10	.679/.700	53/29 +24	29/10	12/20	6/1	12/5	10/13
TOWSON	56/29	41/34	97-63	+34	36-73/24-56	.493/.429	7-20/1-9	.350/.111	18-25/14-18	.720/.778	46/28 +18	25/6	12/21	8/3	15/7	18/20
SAINT PETER'S	51/25	50/24	101-49	+52	42-72/19-46	.583/.413	3-11/7-12	.273/.583	14-17/4-4	.824/1000	33/23 +10	21/9	6/28	3/1	19/3	9/13
Loyola Maryland	46/21	33/39	79-60	+19	29-60/25-57	.483/.439	5-16/6-20	.313/.300	16-23/4-8	.696/.500	44/23 +21	15/16	19/23	4/2	15/7	14/16
Duquesne	32/16	45/41	77-57	+20	27-54/16-52	.500/.308	4-7/5-20	.571/.250	19-28/20-23	.679/.870	39/28 +11	19/14	19/21	4/3	8/6	20/24
CONNECTICUT	31/36	50/51	81-87	(6)	32-68/34-67	.471/.507	5-20/9-21	.250/.429	12-17/10-16	.706/.625	40/31 +9	16/20	14/10	5/4	7/6	19/17
Minnesota	38/32	45/40	83-72	+11	36-77/28-64	.468/.438	6-18/8-20	.333/.400	5-10/8-11	.500/.727	42/38 +4	27/16	14/21	6/6	14/6	11/13
Nebraska	44/22	49/27	93-49	+44	37-72/20-63	.514/.317	6-16/4-19	.375/.211	13-20/5-12	.650/.417	53/31 +22	24/10	13/17	6/2	13/5	17/18
NORTHWESTERN	45/22	51/43	96-65	+31	34-70/24-59	.486/.407	10-24/1-11	.417/.091	18-25/16-21	.720/.762	47/30 +17	14/8	14/18	2/5	12/7	18/19
PENN STATE	44/39	45/44	89-83	+6	34-61/34-75	.557/.453	3-11/8-18	.273/.444	18-27/7-13	.667/.538	46/30 +16	20/12	21/14	6/0	5/7	15/27
Iowa	43/47	55/35	98-82	+16	37-72/29-61	.514/.475	7-16/8-20	.438/.400	17-25/16-19	.680/.842	44/30 +14	20/17	12/16	2/5	7/4	19/18
MICHIGAN	39/35	44/35	83-70	+13	35-71/26-60	.493/.433	5-17/9-22	.294/.409	8-17/9-9	.471/1000	43/33 +10	19/17	13/18	10/2	9/7	11/15
RUTGERS	34/30	46/41	80-71	+9	29-56/29-65	.518/.446	7-19/7-14	.368/.500	15-24/6-10	.625/.600	41/27 +14	18/15	18/16	6/2	7/11	13/22
Illinois	44/22	50/27	94-49	+45	32-75/20-69	.427/.290	7-22/1-17	.318/.059	23-35/8-9	.657/.889	61/34 +27	22/3	12/16	9/5	10/7	13/23
IOWA	56/36	44/45	100-81	+19	39-65/29-63	.600/.460	8-18/9-23	.444/.391	14-17/14-22	.824/.636	40/25 +15	26/17	19/15	4/0	9/10	20/17
Purdue	43/35	42/35	85-70	+15	31-70/27-65	.443/.415	6-16/3-13	.375/.231	17-24/13-19	.708/.684	45/38 +7	16/18	14/16	2/7	10/7	21/20
Indiana	46/27	46/29	92-56	+36	36-62/22-69	.581/.319	7-14/3-16	.500/.188	13-19/9-14	.684/.643	47/32 +15	20/15	14/11	11/1	7/6	18/17
ILLINOIS	40/20	44/39	84-59	+25	31-70/22-65	.443/.338	10-25/11-23	.400/.478	12-14/4-5	.857/.800	53/31 +22	25/14	18/18	2/4	10/6	14/17
Michigan State	51/40	38/32	89-72	+17	31-57/29-65	.544/.446	5-11/8-25	.455/.320	22-30/6-15	.733/.400	39/28 +11	17/22	18/15	2/2	8/3	19/23
WISCONSIN	43/14	46/26	89-40	+49	32-62/17-54	.516/.315	5-14/3-14	.357/.214	20-25/3-6	.800/.500	46/24 +22	13/9	10/20	3/5	17/3	6/15
Ohio State	40/49	47/49	87-98	(11)	33-79/36-57	.418/.632	10-30/10-18	.333/.556	11-15/16-25	.733/.640	42/32 +10	15/13	14/14	3/3	3/8	24/20
MINNESOTA	51/30	42/30	93-60	+33	33-60/19-64	.550/.297	8-17/3-12	.471/.250	19-25/19-24	.760/.792	46/30 +16	24/6	21/19	10/2	9/10	16/17
Minnesota	47/33	45/47	92-80	+12	35-67/30-67	.522/.448	11-21/8-17	.524/.471	11-15/12-15	.733/.800	35/36 (1)	23/12	14/19	5/5	9/7	14/15
Michigan State	47/34	53/55	100-89	+11	37-62/34-64	.597/.531	8-14/12-29	.571/.414	18-26/9-10	.692/.900	34/27 +7	19/23	12/14	1/6	9/6	11/20
Purdue	39/35	35/29	74-64	+10	29-56/23-60	.518/.383	6-18/5-18	.333/.278	10-12/13-14	.833/.929	34/32 +2	18/13	19/18	6/2	9/10	13/12

Note: Game totals are displayed in the format TEAM/OPPONENT for each category

2016-17 Maryland Women's Basketball

2016-17 Maryland Women's Basketball
Maryland Team High/Low Analysis (as of Mar 09, 2017)
All games

Maryland - TEAM GAME HIGHS

POINTS	106	MOUNT ST. MARY'S (11/18/16)
	106	MARYLAND EASTERN SHORE (11/16/16)
	101	SAINT PETER'S (12/08/16)
	100	vs Michigan State (03/04/17)
	100	IOWA (01/29/17)
	100	UMASS-LOWELL (11/13/16)
FIELD GOALS MADE	45	MARYLAND EASTERN SHORE (11/16/16)
	42	SAINT PETER'S (12/08/16)
FIELD GOAL ATTEMPTS	88	UMASS-LOWELL (11/13/16)
	80	MARYLAND EASTERN SHORE (11/16/16)
FIELD GOAL PERCENTAGE	.600 (39-65)	IOWA (01/29/17)
	.597 (37-62)	vs Michigan State (03/04/17)
3 PT FIELD GOALS MADE	12	UMBC (12/04/16)
	11	vs Minnesota (03/03/17)
	11	at Niagara (11/20/16)
3 PT FG ATTEMPTS	30	at Ohio State (02/20/17)
	26	at Niagara (11/20/16)
3 PT FG PERCENTAGE	.571 (8-14)	vs Michigan State (03/04/17)
	.571 (4-7)	at Duquesne (12/21/16)
FREE THROWS MADE	27	vs Washington State (11/26/16)
	23	at Illinois (01/26/17)
	23	at Louisville (12/01/16)
FREE THROW ATTEMPTS	38	vs Washington State (11/26/16)
	35	at Illinois (01/26/17)
FREE THROW PERCENTAGE	.857 (12-14)	ILLINOIS (02/09/17)
	.833 (10-12)	vs Purdue (03/05/17)
REBOUNDS	61	at Illinois (01/26/17)
	61	MARYLAND EASTERN SHORE (11/16/16)
ASSISTS	29	UMBC (12/04/16)
	29	MOUNT ST. MARY'S (11/18/16)
STEALS	26	UMASS-LOWELL (11/13/16)
	21	MOUNT ST. MARY'S (11/18/16)
BLOCKED SHOTS	11	at Indiana (02/05/17)
	10	MINNESOTA (02/26/17)
	10	MICHIGAN (01/19/17)
TURNOVERS	21	MINNESOTA (02/26/17)
	21	PENN STATE (01/11/17)
FOULS	24	at Ohio State (02/20/17)
	21	at Purdue (02/02/17)
	21	vs Arizona State (11/25/16)
	21	at Niagara (11/20/16)

2016-17 Maryland Women's Basketball
Maryland High/Low Analysis (as of Mar 09, 2017)
All games

Opponent - GAME HIGHS

POINTS	98	at Ohio State (02/20/17)
	89	vs Michigan State (03/04/17)
	87	CONNECTICUT (12/29/16)
	83	PENN STATE (01/11/17)
	82	at Iowa (01/14/17)
FIELD GOALS MADE	36	at Ohio State (02/20/17)
	34	vs Michigan State (03/04/17)
	34	PENN STATE (01/11/17)
	34	CONNECTICUT (12/29/16)
FIELD GOAL ATTEMPTS	79	at Louisville (12/01/16)
	75	PENN STATE (01/11/17)
FIELD GOAL PERCENTAGE	.632 (36-57)	at Ohio State (02/20/17)
	.531 (34-64)	vs Michigan State (03/04/17)
3 PT FIELD GOALS MADE	12	vs Michigan State (03/04/17)
	11	ILLINOIS (02/09/17)
3 PT FG ATTEMPTS	32	MOUNT ST. MARY'S (11/18/16)
	29	vs Michigan State (03/04/17)
3 PT FG PERCENTAGE	.583 (7-12)	SAINT PETER'S (12/08/16)
	.556 (10-18)	at Ohio State (02/20/17)
FREE THROWS MADE	20	at Duquesne (12/21/16)
	20	at Niagara (11/20/16)
FREE THROW ATTEMPTS	27	at Niagara (11/20/16)
	25	at Ohio State (02/20/17)
FREE THROW PERCENTAGE	1.000 (9-9)	MICHIGAN (01/19/17)
	1.000 (4-4)	SAINT PETER'S (12/08/16)
REBOUNDS	47	vs Washington State (11/26/16)
	38	at Purdue (02/02/17)
	38	at Minnesota (01/01/17)
ASSISTS	23	vs Michigan State (03/04/17)
	22	at Michigan State (02/12/17)
STEALS	11	RUTGERS (01/22/17)
	10	vs Purdue (03/05/17)
	10	MINNESOTA (02/26/17)
	10	IOWA (01/29/17)
BLOCKED SHOTS	7	at Purdue (02/02/17)
	6	vs Michigan State (03/04/17)
	6	at Minnesota (01/01/17)
	6	vs Washington State (11/26/16)
TURNOVERS	34	UMASS-LOWELL (11/13/16)
	28	SAINT PETER'S (12/08/16)
FOULS	27	PENN STATE (01/11/17)
	27	vs Washington State (11/26/16)

2016-17 Maryland Women's Basketball
Maryland High/Low Analysis (as of Mar 09, 2017)
All games

Maryland - GAME LOWS

POINTS	74	vs Purdue (03/05/17)
	77	at Duquesne (12/21/16)
	78	at Louisville (12/01/16)
	79	vs Washington State (11/26/16)
	79	at Loyola Maryland (12/12/16)
FIELD GOALS MADE	25	vs Washington State (11/26/16)
	26	at Louisville (12/01/16)
FIELD GOAL ATTEMPTS	54	at Louisville (12/01/16)
	54	at Duquesne (12/21/16)
FIELD GOAL PERCENTAGE	.418 (33-79)	at Ohio State (02/20/17)
	.427 (32-75)	at Illinois (01/26/17)
3 PT FIELD GOALS MADE	1	vs Arizona State (11/25/16)
	2	vs Washington State (11/26/16)
3 PT FG ATTEMPTS	7	vs Washington State (11/26/16)
	7	at Duquesne (12/21/16)
3 PT FG PERCENTAGE	.111 (1-9)	vs Arizona State (11/25/16)
	.200 (3-15)	at Louisville (12/01/16)
FREE THROWS MADE	5	at Minnesota (01/01/17)
	8	MICHIGAN (01/19/17)
FREE THROW ATTEMPTS	10	at Minnesota (01/01/17)
	12	vs Purdue (03/05/17)
FREE THROW PERCENTAGE	.471 (8-17)	MICHIGAN (01/19/17)
	.500 (5-10)	at Minnesota (01/01/17)
REBOUNDS	33	SAINT PETER'S (12/08/16)
	34	vs Michigan State (03/04/17)
	34	vs Purdue (03/05/17)
ASSISTS	9	at Louisville (12/01/16)
	12	vs Washington State (11/26/16)
STEALS	2	at Louisville (12/01/16)
	3	at Ohio State (02/20/17)
BLOCKED SHOTS	0	vs Washington State (11/26/16)
	1	vs Michigan State (03/04/17)
TURNOVERS	6	SAINT PETER'S (12/08/16)
	9	UMASS-LOWELL (11/13/16)
FOULS	6	MOUNT ST. MARY'S (11/18/16)
	6	WISCONSIN (02/15/17)

2016-17 Maryland Women's Basketball
Maryland High/Low Analysis (as of Mar 09, 2017)
All games

Opponent - GAME LOWS

POINTS	40	WISCONSIN (02/15/17)
	42	MOUNT ST. MARY'S (11/18/16)
	42	vs Arizona State (11/25/16)
	42	UMBC (12/04/16)
FIELD GOALS MADE	44	UMASS-LOWELL (11/13/16)
	15	UMASS-LOWELL (11/13/16)
	15	vs Arizona State (11/25/16)
FIELD GOAL ATTEMPTS	46	SAINT PETER'S (12/08/16)
	50	UMASS-LOWELL (11/13/16)
FIELD GOAL PERCENTAGE	.271 (16-59)	UMBC (12/04/16)
	.274 (17-62)	MOUNT ST. MARY'S (11/18/16)
3 PT FIELD GOALS MADE	1	TOWSON (12/06/16)
	1	NORTHWESTERN (01/07/17)
	1	at Illinois (01/26/17)
3 PT FG ATTEMPTS	9	vs Arizona State (11/25/16)
	9	TOWSON (12/06/16)
3 PT FG PERCENTAGE	.059 (1-17)	at Illinois (01/26/17)
	.091 (1-11)	NORTHWESTERN (01/07/17)
FREE THROWS MADE	1	MOUNT ST. MARY'S (11/18/16)
	3	WISCONSIN (02/15/17)
FREE THROW ATTEMPTS	4	SAINT PETER'S (12/08/16)
	5	MOUNT ST. MARY'S (11/18/16)
	5	ILLINOIS (02/09/17)
FREE THROW PERCENTAGE	.200 (1-5)	MOUNT ST. MARY'S (11/18/16)
	.333 (7-21)	vs Washington State (11/26/16)
REBOUNDS	23	SAINT PETER'S (12/08/16)
	23	at Loyola Maryland (12/12/16)
ASSISTS	3	at Illinois (01/26/17)
	6	vs Arizona State (11/25/16)
	6	TOWSON (12/06/16)
	6	MINNESOTA (02/26/17)
STEALS	1	UMASS-LOWELL (11/13/16)
	3	SAINT PETER'S (12/08/16)
	3	at Michigan State (02/12/17)
	3	WISCONSIN (02/15/17)
BLOCKED SHOTS	0	PENN STATE (01/11/17)
	0	IOWA (01/29/17)
TURNOVERS	7	at Louisville (12/01/16)
	10	CONNECTICUT (12/29/16)
FOULS	12	vs Purdue (03/05/17)
	13	UMBC (12/04/16)
	13	SAINT PETER'S (12/08/16)
	13	at Minnesota (01/01/17)

MediaSERVICES

Contacts and Interviews

Contact Rose DiPaula, assistant media relations director, for weekly interviews or information regarding Maryland basketball.

Practices are open to the media. Contact the Maryland media relations office for weekly schedules or other media needs. No interviews shall be granted on game days, until a postgame press conference.

Media Relations Office – (301) 314-7064
DiPaula's Office line – (301) 314-7063
DiPaula's cell - (443) 417-5266
DiPaula's email – rdipaula@umd.edu

GAMEDAY

Gameday Media Parking

Parking is free and open after 4 p.m. in the lots surrounding the XFINITY Center on gamedays. For other arrangements, please contact the media relations office.

Media Seating and Media Work Room

The courtside media area and work room both are at the northeast corner of the arena. Both are available for working media only. Seats in both are open.

Located on the court level of XFINITY Center, the work room is directly across from the men's basketball locker room and directly behind the courtside area. They are connected by the tunnel area adjacent to the loading dock and service entrance on the arena's northeast corner.

The work room opens well before game time and media representatives are welcome upon arrival at the arena.

POSTGAME

Postgame News Conference

Head coach Brenda Frese and select players will be available for interviews in a press conference in the media work room. The Maryland locker room is closed.

The visiting team's locker room access policy is determined by officials of that school. Upon request, visiting players and coaches can come to the media work room as well.

Maryland News & Notes by E-Mail

Basketball news and releases from the Maryland athletic media relations office may be obtained instantly via email by contacting ROSE DIPAULA at rdipaula@umd.edu. List TERP NEWS in the subject heading, and include the name of your media outlet and phone number in your message.

Maryland on the Internet

All the latest Maryland women's basketball news is available 24 hours a day, seven days a week by accessing umterps.com. Player/coach biographies, schedules, scores and recaps, season statistics and game notes are all available.

Be sure to check out the Terps' own website, MarylandWomensBasketball.com for the latest episodes of Under the Shell and exclusive content.

Under the Shell

Under the Shell is a reality show featuring the Maryland women's basketball team. Under the Shell is now in its 12th season and is produced by Rich Daniel. The 30-minute reality show gives fans and viewers an in-depth look behind the scenes with the Terps. It airs at 11 a.m. every other Sunday on Comcast Sports Net.

- Dec. 24
- Jan. 8
- Jan. 22
- Feb. 5
- Feb. 19
- March 5
- March 19
- April 2
- (Last episode in April)

All of the previous 11 seasons are available on the women's basketball YouTube channel.

MediaRelations



Rose DiPaula

Assistant Director of Media Relations
Women's Basketball Contact
Office: 301-314-7063
Cell: 443-417-5266
rdipaula@umd.edu



Anna LaBonte

Media Relations Assistant
Women's Basketball Secondary Contact
Office: 301-314-7068
alabonte@umd.edu

Other Info

Athletics Media Relations
2731 XFINITY Center
University of Maryland
College Park, MD 20742
www.umterps.com
Press Row Phone: 301-314-8624

2016-17 Maryland Women's Basketball



0 **AJA ELLISON**
F • 6-3 • Jr.-2V
Voorhees, N.J.
Life Center Academy



1 **IESHIA SMALL**
G • 6-0 • R-Jr.-2V
Miami, Fla.
Florida State Univ. HS/
Baylor



2 **KIARA LESLIE**
G • 6-0 • Jr.-2V
Holly Springs, N.C.
Holly Springs HS



3 **KAILA CHARLES**
G • 6-1 • Fr.-HS
Glenn Dale, Md.
Riverdale Baptist



5 **DESTINY SLOCUM**
G • 5-7 • Fr.-HS
Meridian, Idaho
Mountain View HS



12 **KRISTIN CONFROY**
G • 5-8 • Jr.-2V
Solon, Ohio
Solon HS




14 **JENNA STAITI**
C • 6-6 • Fr.-HS
Cumming, Ga.
West Forsyth HS



15 **KIAHI GILLESPIE**
F • 6-2 • SO-1V
Meriden, Conn.
Capital Prep Magnet



20 **ELEANNA CHRISTINAKI**
G • 6-0 • SO-1V
Athens, Greece
Moraitis School/Florida



21 **SARAH MYERS**
G • 6-0 • Fr.-HS
Cumming, Ga.
South Forsyth HS



22 **BLAIR WATSON**
G • 6-0 • Fr.-HS
Nutley, N.J.
Nutley HS



24 **STEPHANIE JONES**
F • 6-2 • Fr.-HS
Havre de Grace, Md.
Aberdeen HS



32 **SHATORI WALKER-KIMBROUGH**
G • 5-11 • Sr.-3V
Aliquippa, Pa.
Hopewell HS



34 **BRIANNA FRASER**
F • 6-3 • So.-1V
Brooklyn, N.Y.
South Shore HS



42 **BRIONNA JONES**
C • 6-3 • Sr.-3V
Havre de Grace, Md.
Aberdeen HS



BRENDA FRESE
Head Coach
Arizona '93
15th year at Maryland
18th year overall



SHAY ROBINSON
Assistant Coach
Central Florida '07
Third year at Maryland
Sixth year overall



BETT SHELBY
Assistant Coach
Greensboro College '06
Second year at Maryland
11th year overall



TERRY NOONER
Assistant Coach
Kansas '00
Second year at Maryland
Sixth year overall



LIBBY ELLIS
Director of Operations
Maryland '12
Fourth year at Maryland
Fourth year overall